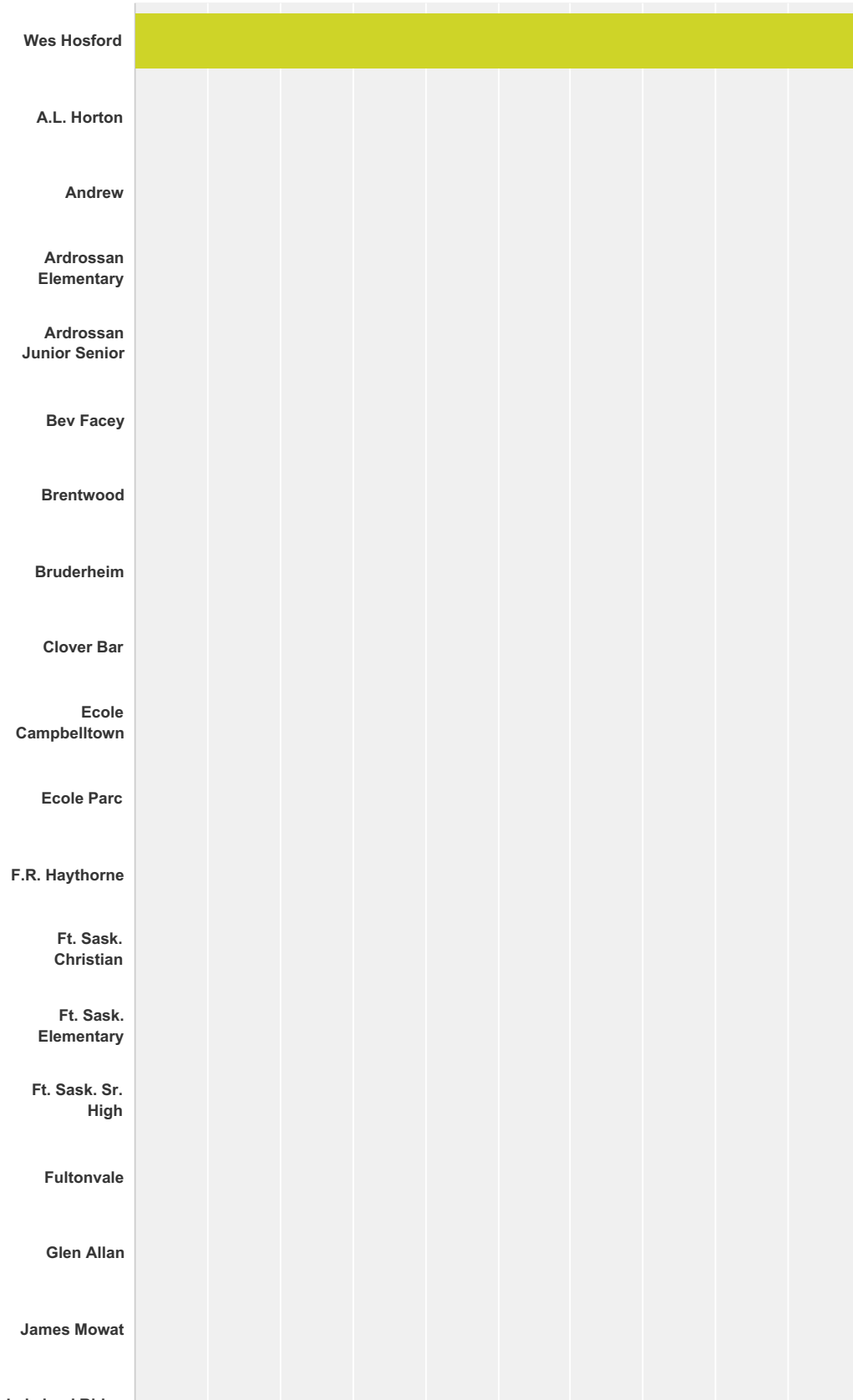



Q1 Please indicate the school your child attends.

Answered: 126 Skipped: 0



EIPS Parent Survey November 2015



Answer Choices	Responses
----------------	-----------

EIPS Parent Survey November 2015

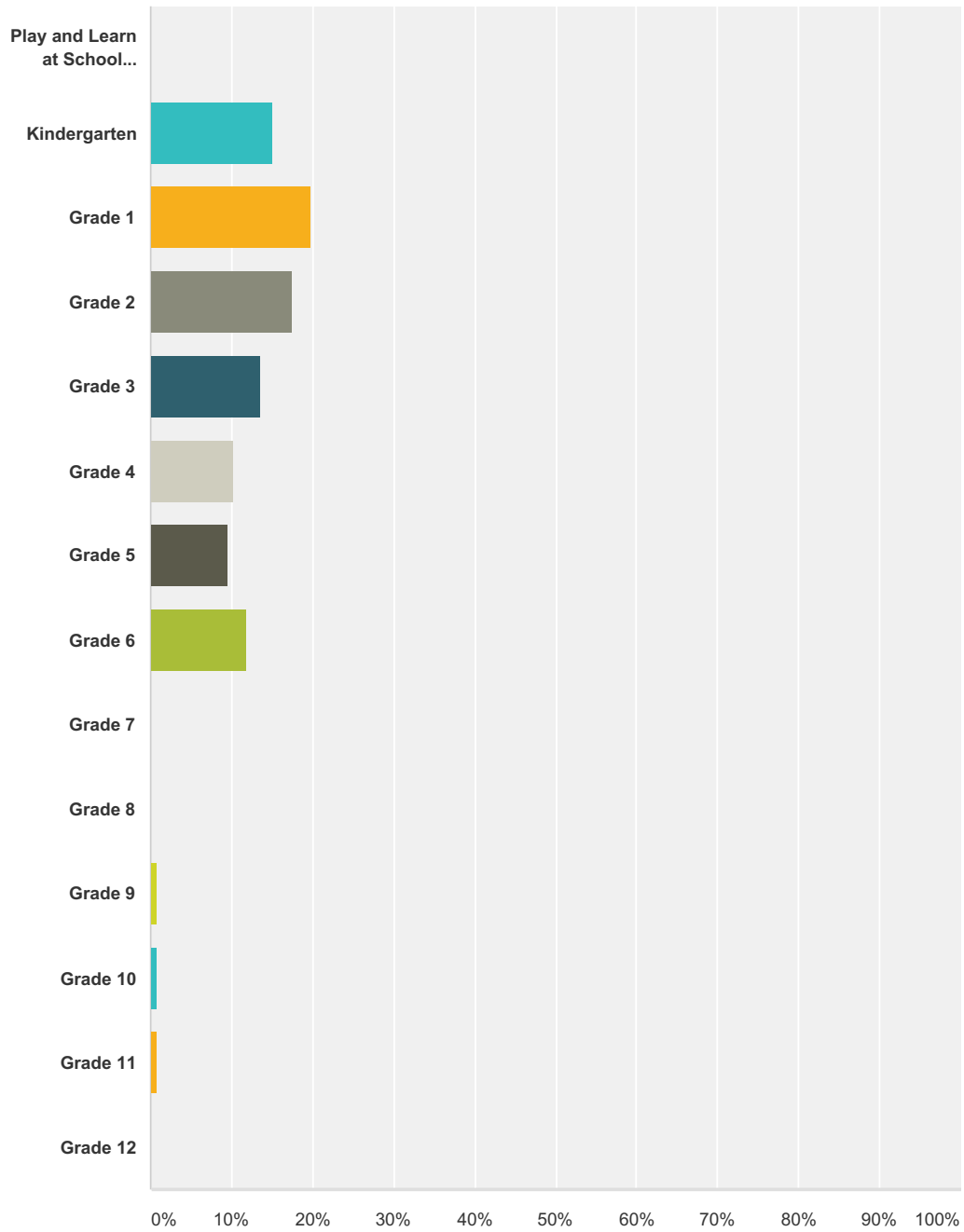
Wes Hosford	100.00%	126
A.L. Horton	0.00%	0
Andrew	0.00%	0
Ardrossan Elementary	0.00%	0
Ardrossan Junior Senior	0.00%	0
Bev Facey	0.00%	0
Brentwood	0.00%	0
Bruderheim	0.00%	0
Clover Bar	0.00%	0
Ecole Campbelltown	0.00%	0
Ecole Parc	0.00%	0
F.R. Haythorne	0.00%	0
Ft. Sask. Christian	0.00%	0
Ft. Sask. Elementary	0.00%	0
Ft. Sask. Sr. High	0.00%	0
Fultonvale	0.00%	0
Glen Allan	0.00%	0
James Mowat	0.00%	0
Lakeland Ridge	0.00%	0
Lamont Elementary	0.00%	0
Lamont High	0.00%	0
Mills Haven	0.00%	0
Ministik	0.00%	0
Mundare	0.00%	0
NextStep/Outreach	0.00%	0
Pine Street	0.00%	0
Rudolph Hennig	0.00%	0
Salisbury	0.00%	0
Sherwood Heights	0.00%	0
SCA Elementary	0.00%	0
SCA Secondary	0.00%	0
Uncas	0.00%	0
Vegreville Composite	0.00%	0
Westboro	0.00%	0

EIPS Parent Survey November 2015

Win Ferguson	0.00%	0
Woodbridge Farms	0.00%	0
Wye	0.00%	0
Total		126

Q2 Please indicate your child's grade.

Answered: 126 Skipped: 0



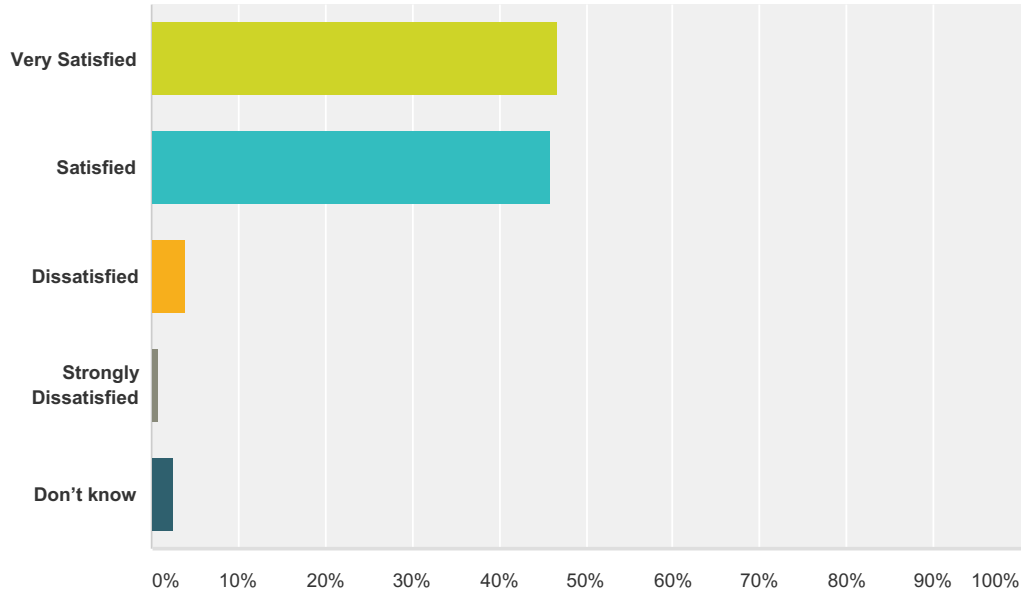
Answer Choices	Responses
Play and Learn at School (PALS)	0.00% 0
Kindergarten	15.08% 19
Grade 1	19.84% 25
Grade 2	17.46% 22
Grade 3	13.49% 17

EIPS Parent Survey November 2015

Grade 4	10.32%	13
Grade 5	9.52%	12
Grade 6	11.90%	15
Grade 7	0.00%	0
Grade 8	0.00%	0
Grade 9	0.79%	1
Grade 10	0.79%	1
Grade 11	0.79%	1
Grade 12	0.00%	0
Total		126

Q3 How satisfied are you with the quality of education that your child is receiving at his/her school?

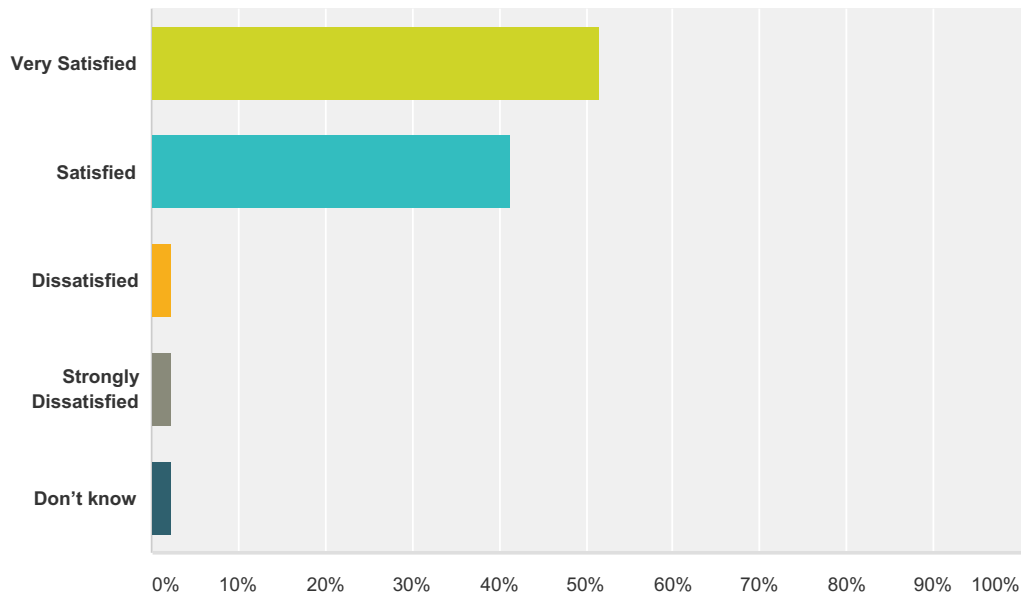
Answered: 124 Skipped: 2



Answer Choices	Responses	
Very Satisfied	46.77%	58
Satisfied	45.97%	57
Dissatisfied	4.03%	5
Strongly Dissatisfied	0.81%	1
Don't know	2.42%	3
Total		124

Q4 How satisfied are you with the quality of teaching at your child's school?

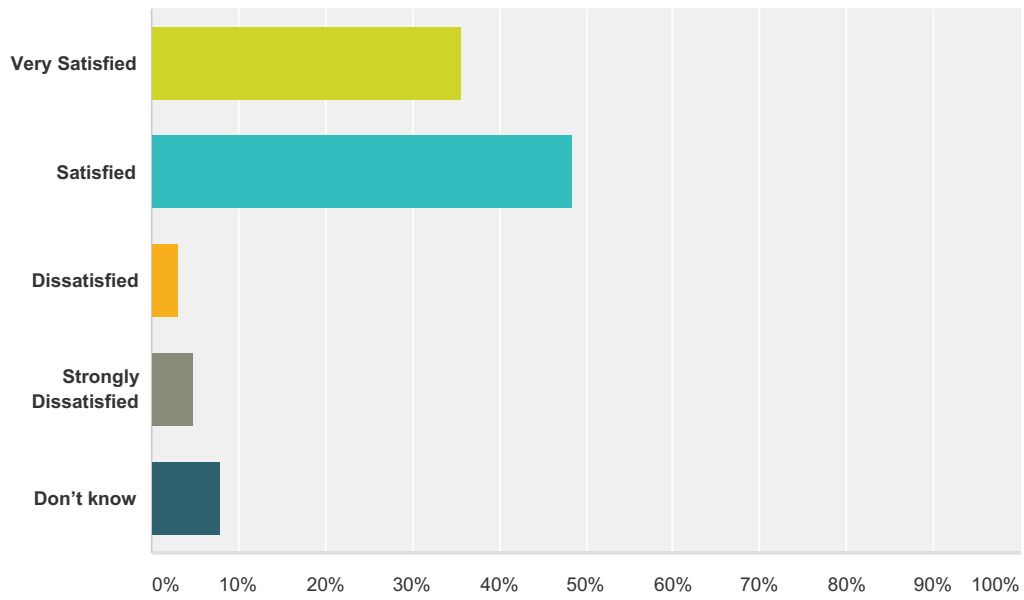
Answered: 126 Skipped: 0



Answer Choices	Responses	Count
Very Satisfied	51.59%	65
Satisfied	41.27%	52
Dissatisfied	2.38%	3
Strongly Dissatisfied	2.38%	3
Don't know	2.38%	3
Total		126

Q5 How satisfied are you with the leadership in your child's school?

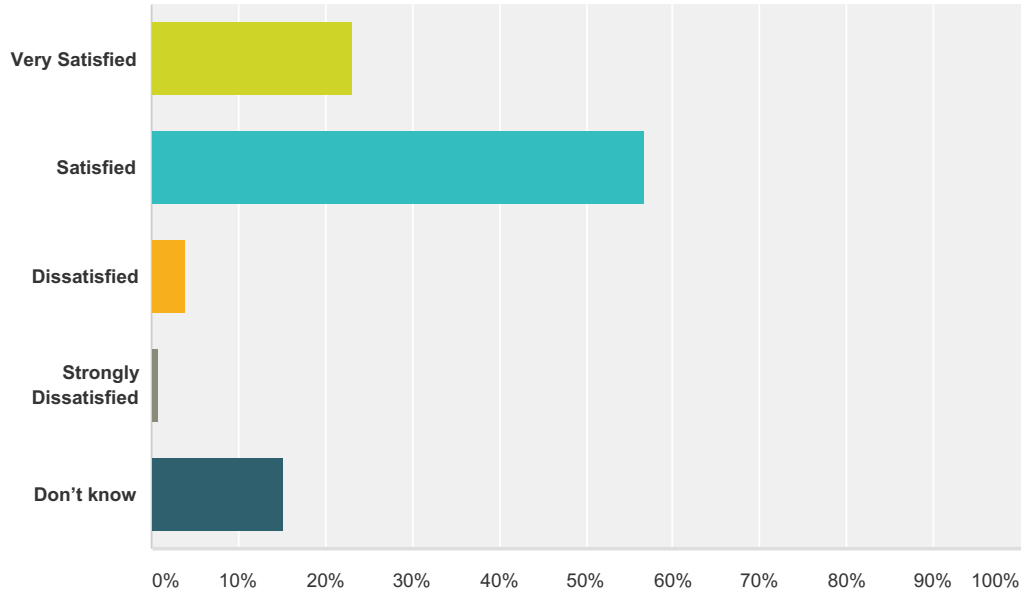
Answered: 126 Skipped: 0



Answer Choices	Responses	Count
Very Satisfied	35.71%	45
Satisfied	48.41%	61
Dissatisfied	3.17%	4
Strongly Dissatisfied	4.76%	6
Don't know	7.94%	10
Total		126

Q6 How satisfied are you with the opportunity to be involved in decisions at your child's school?

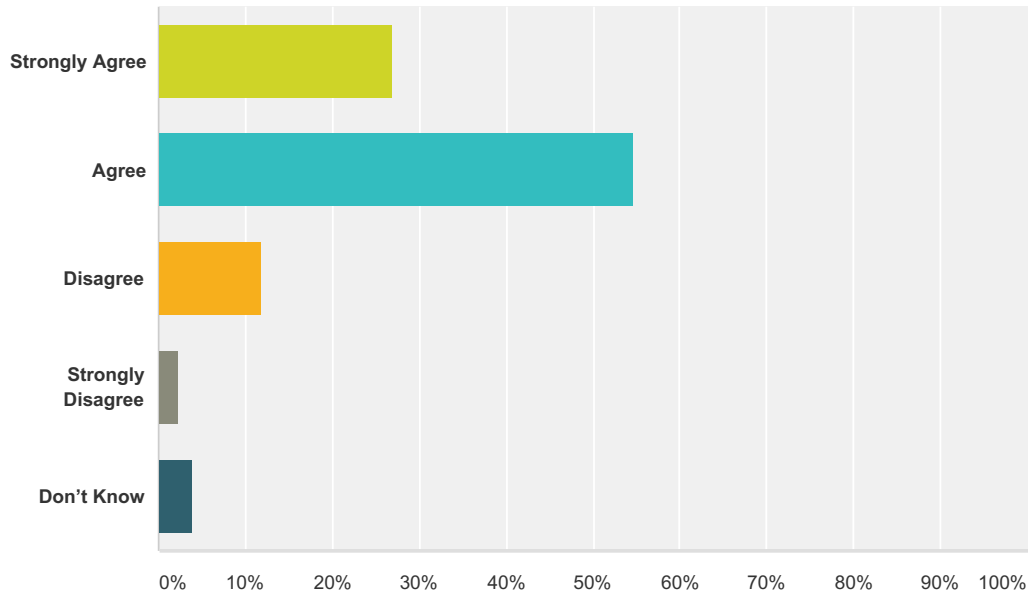
Answered: 125 Skipped: 1



Answer Choices	Responses	
Very Satisfied	23.20%	29
Satisfied	56.80%	71
Dissatisfied	4.00%	5
Strongly Dissatisfied	0.80%	1
Don't know	15.20%	19
Total		125

Q7 My child's individual needs are met.

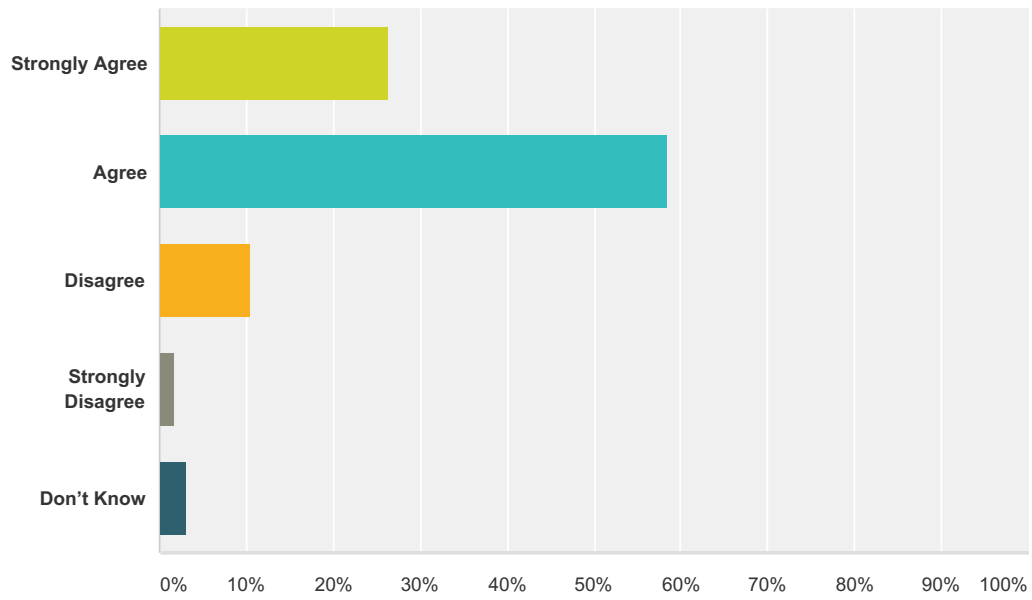
Answered: 126 Skipped: 0



Answer Choices	Responses	
Strongly Agree	26.98%	34
Agree	54.76%	69
Disagree	11.90%	15
Strongly Disagree	2.38%	3
Don't Know	3.97%	5
Total		126

Q8 The school keeps me informed about my child's progress and achievement.

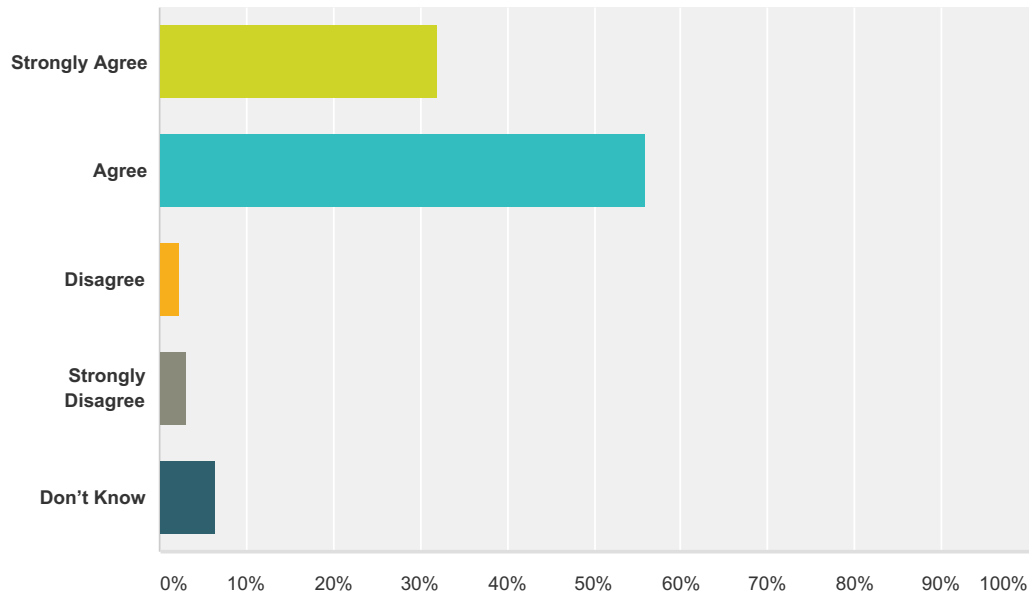
Answered: 125 Skipped: 1



Answer Choices	Responses	
Strongly Agree	26.40%	33
Agree	58.40%	73
Disagree	10.40%	13
Strongly Disagree	1.60%	2
Don't Know	3.20%	4
Total		125

Q9 The rights and responsibilities of citizenship are reinforced in my child's school.

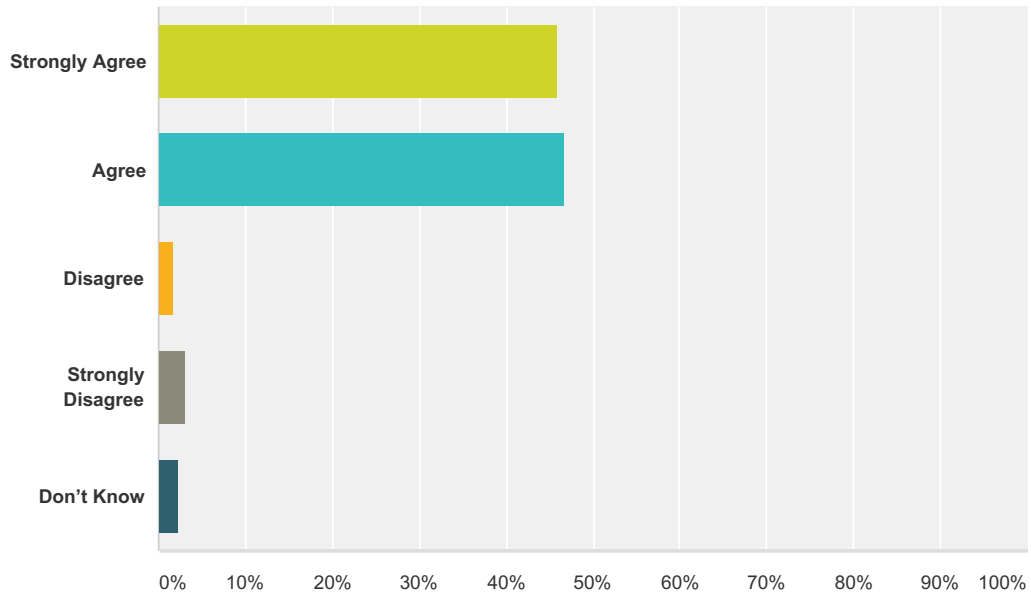
Answered: 125 Skipped: 1



Answer Choices	Responses	
Strongly Agree	32.00%	40
Agree	56.00%	70
Disagree	2.40%	3
Strongly Disagree	3.20%	4
Don't Know	6.40%	8
Total		125

Q10 The school staff care about my child.

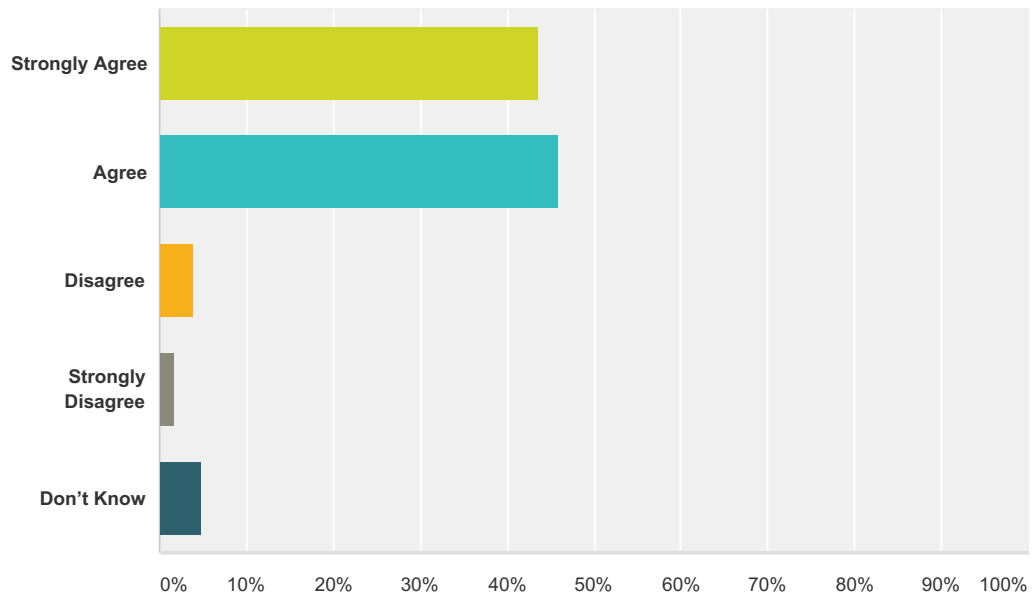
Answered: 126 Skipped: 0



Answer Choices	Responses	
Strongly Agree	46.03%	58
Agree	46.83%	59
Disagree	1.59%	2
Strongly Disagree	3.17%	4
Don't Know	2.38%	3
Total		126

Q11 My child is encouraged at school to do his or her best.

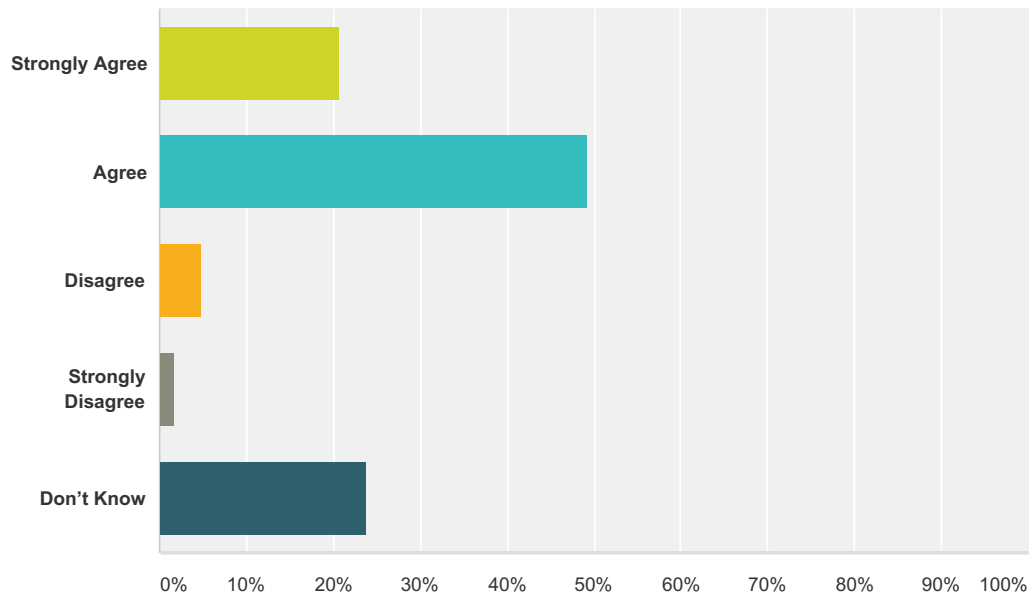
Answered: 124 Skipped: 2



Answer Choices	Responses	Count
Strongly Agree	43.55%	54
Agree	45.97%	57
Disagree	4.03%	5
Strongly Disagree	1.61%	2
Don't Know	4.84%	6
Total		124

Q12 Discipline is handled in a fair and reasonable manner in my child's school.

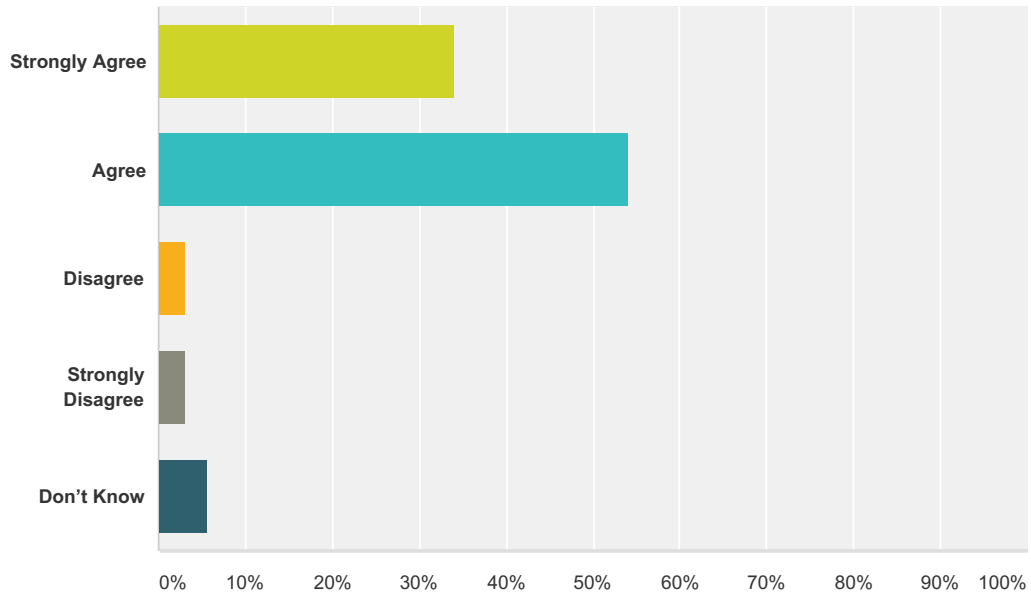
Answered: 126 Skipped: 0



Answer Choices	Responses	
Strongly Agree	20.63%	26
Agree	49.21%	62
Disagree	4.76%	6
Strongly Disagree	1.59%	2
Don't Know	23.81%	30
Total		126

Q13 My child's school is safe.

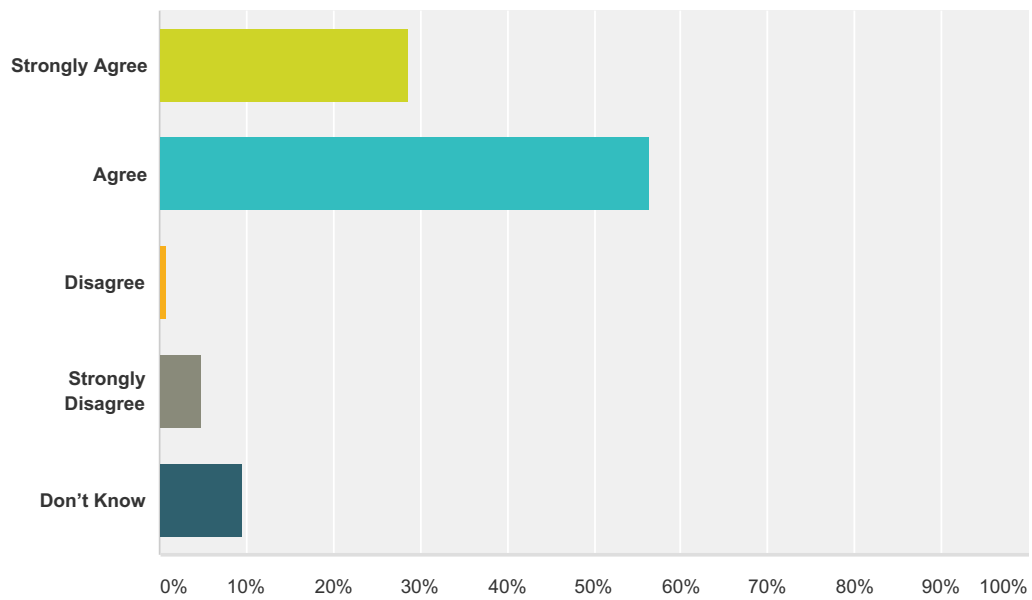
Answered: 126 Skipped: 0



Answer Choices	Responses	
Strongly Agree	34.13%	43
Agree	53.97%	68
Disagree	3.17%	4
Strongly Disagree	3.17%	4
Don't Know	5.56%	7
Total		126

Q14 There is open and honest communication within my child's school.

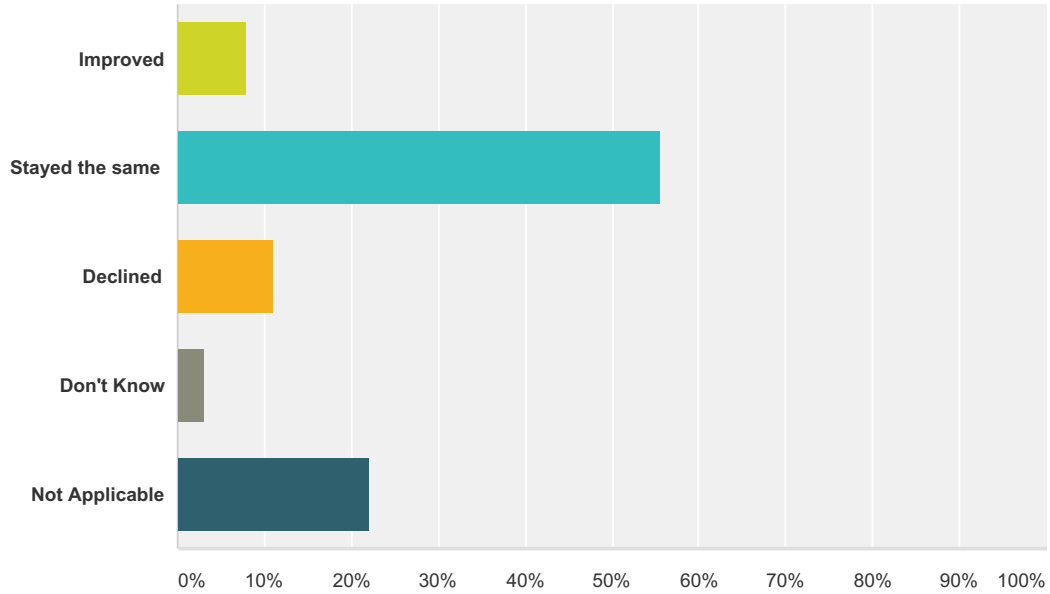
Answered: 126 Skipped: 0



Answer Choices	Responses	Count
Strongly Agree	28.57%	36
Agree	56.35%	71
Disagree	0.79%	1
Strongly Disagree	4.76%	6
Don't Know	9.52%	12
Total		126

Q15 In your opinion, has the quality of education that your child experienced at school improved, stayed the same, or declined in the past three years.

Answered: 126 Skipped: 0



Answer Choices	Responses
Improved	7.94% 10
Stayed the same	55.56% 70
Declined	11.11% 14
Don't Know	3.17% 4
Not Applicable	22.22% 28
Total	126