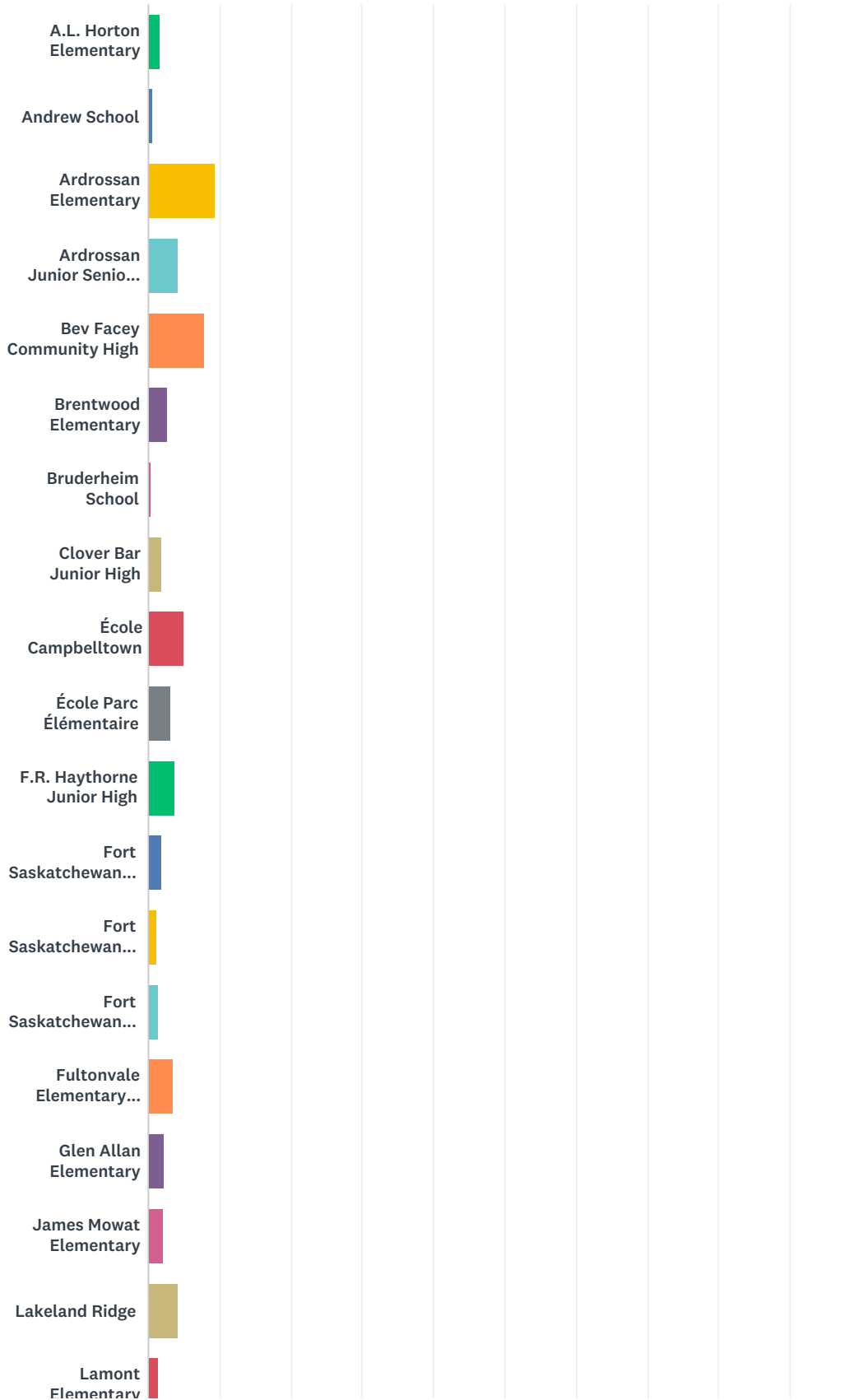
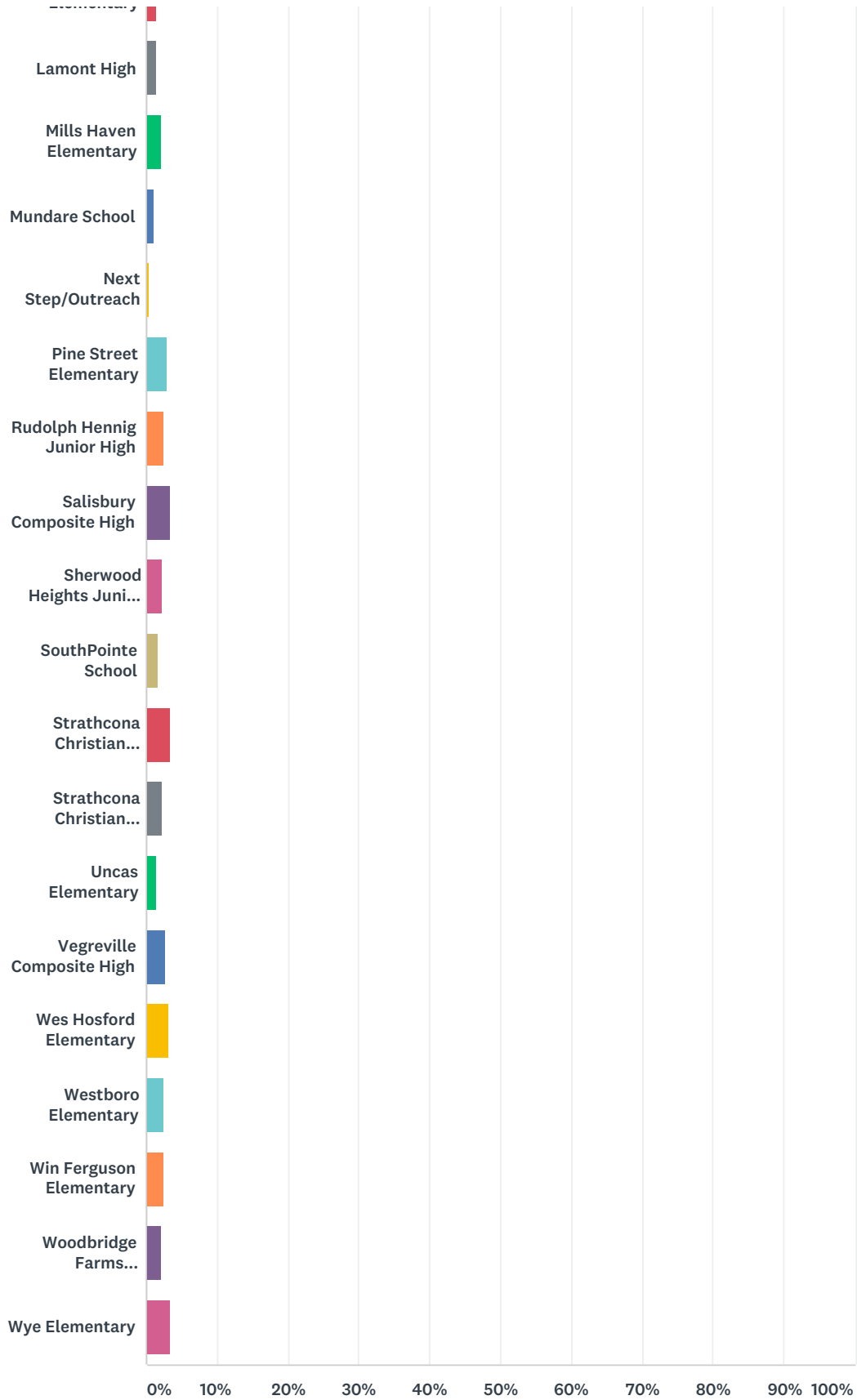


Q1 Please indicate the school your child attends.

Answered: 3,132 Skipped: -1



EIPS Parent Survey 2017-18



ANSWER CHOICES	RESPONSES
A.L. Horton Elementary	1.76%

EIPS Parent Survey 2017-18

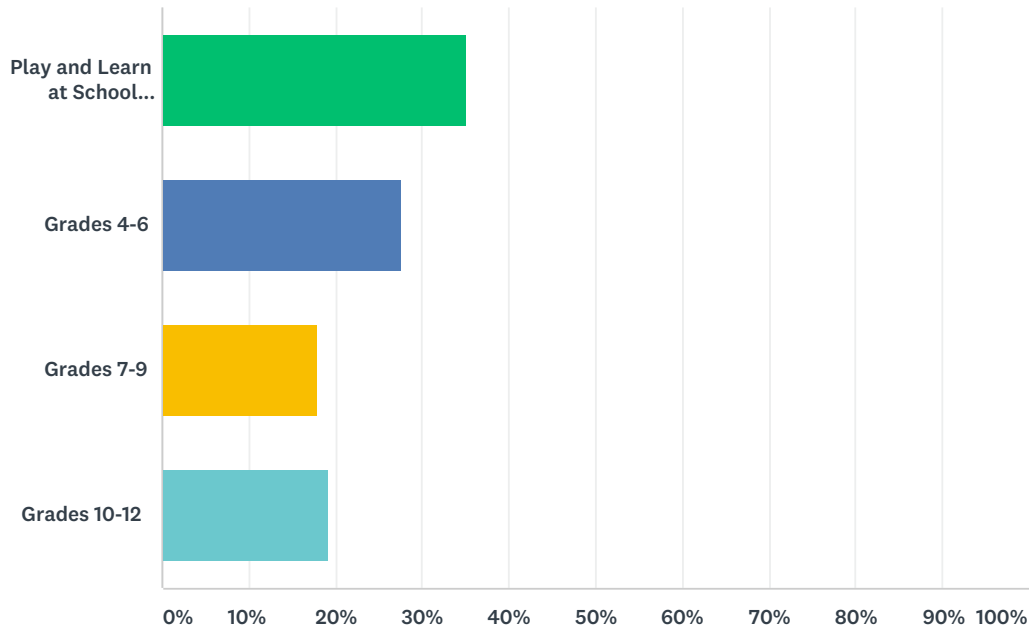
Andrew School	0.54%	17
Ardrossan Elementary	9.45%	296
Ardrossan Junior Senior High	4.15%	130
Bev Facey Community High	7.89%	247
Brentwood Elementary	2.81%	88
Bruderheim School	0.51%	16
Clover Bar Junior High	1.95%	61
École Campbelltown	4.95%	155
École Parc Élémentaire	3.13%	98
F.R. Haythorne Junior High	3.74%	117
Fort Saskatchewan Christian	1.85%	58
Fort Saskatchewan Elementary	1.18%	37
Fort Saskatchewan Senior High	1.40%	44
Fultonvale Elementary Junior High	3.51%	110
Glen Allan Elementary	2.27%	71
James Mowat Elementary	2.08%	65
Lakeland Ridge	4.15%	130
Lamont Elementary	1.50%	47
Lamont High	1.47%	46
Mills Haven Elementary	2.11%	66
Mundare School	1.12%	35
Next Step/Outreach	0.45%	14
Pine Street Elementary	2.87%	90
Rudolph Hennig Junior High	2.46%	77
Salisbury Composite High	3.38%	106
Sherwood Heights Junior High	2.33%	73
SouthPointe School	1.60%	50
Strathcona Christian Academy Elementary	3.29%	103
Strathcona Christian Academy Secondary	2.20%	69
Uncas Elementary	1.44%	45
Vegreville Composite High	2.75%	86
Wes Hosford Elementary	3.16%	99
Westboro Elementary	2.52%	79
Win Ferguson Elementary	2.52%	79

EIPS Parent Survey 2017-18

Woodbridge Farms Elementary	2.14%	67
Wye Elementary	3.38%	106
TOTAL		3,132

Q2 Please indicate your child's grade.

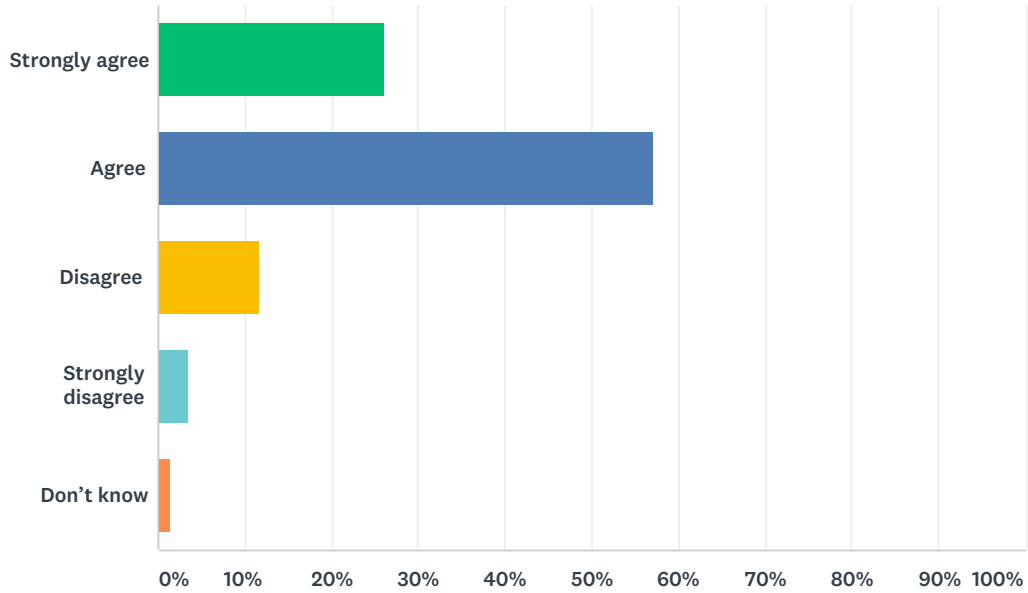
Answered: 3,132 Skipped: -1



ANSWER CHOICES	RESPONSES
Play and Learn at School (PALS) Kindergarten Grades 1-3	35.06% 1,098
Grades 4-6	27.62% 865
Grades 7-9	18.04% 565
Grades 10-12	19.28% 604
TOTAL	3,132

Q3 My child's individual needs are met.

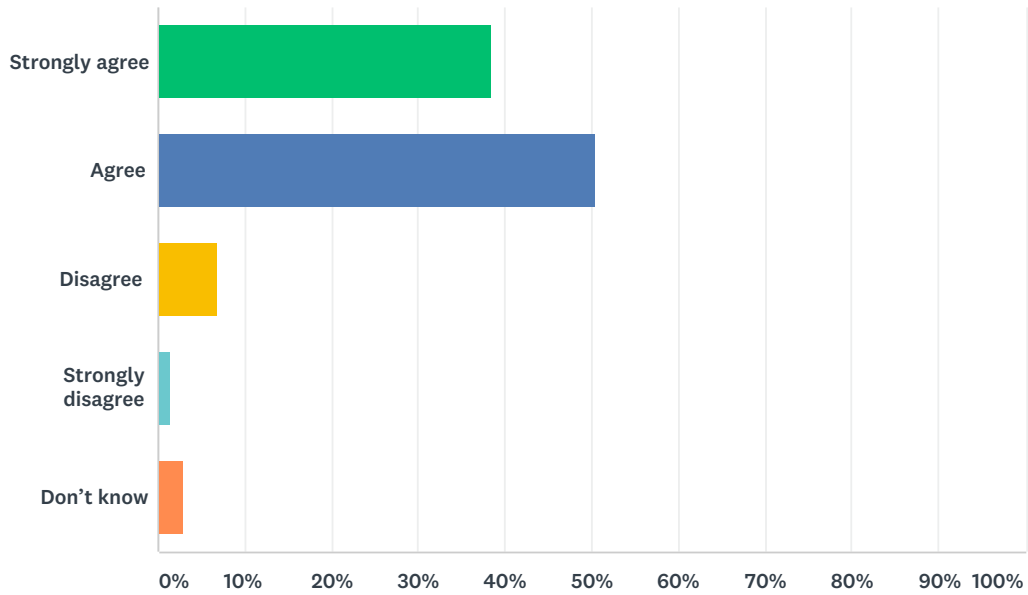
Answered: 2,918 Skipped: 213



ANSWER CHOICES	RESPONSES	
Strongly agree	26.25%	766
Agree	57.13%	1,667
Disagree	11.69%	341
Strongly disagree	3.50%	102
Don't know	1.44%	42
TOTAL		2,918

Q4 My child is encouraged at school to do his or her best.

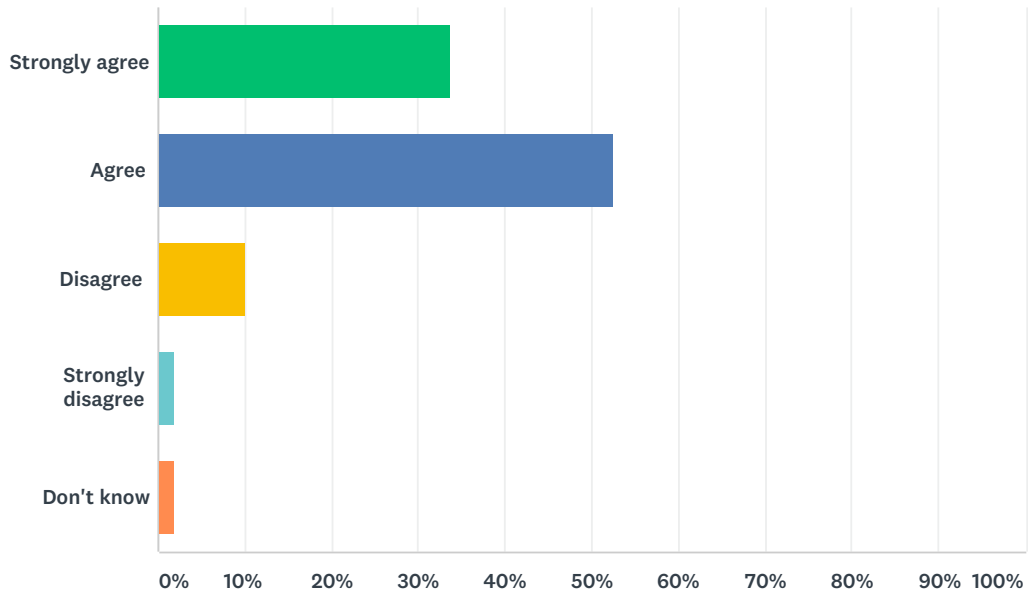
Answered: 2,918 Skipped: 213



ANSWER CHOICES	RESPONSES	
Strongly agree	38.42%	1,121
Agree	50.45%	1,472
Disagree	6.89%	201
Strongly disagree	1.41%	41
Don't know	2.84%	83
TOTAL		2,918

Q5 My child is demonstrating growth in literacy.

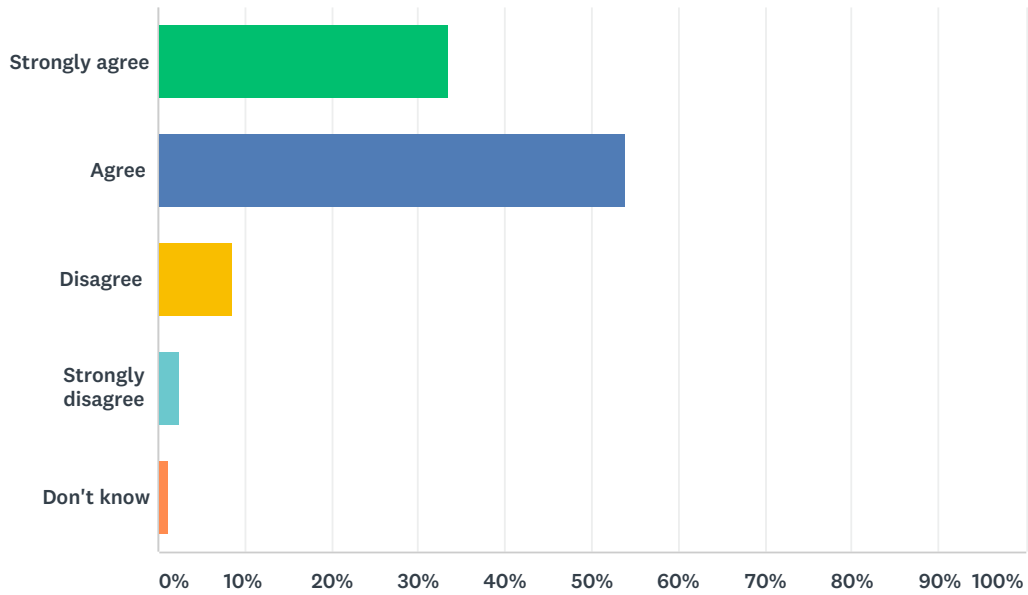
Answered: 2,918 Skipped: 213



ANSWER CHOICES	RESPONSES
Strongly agree	33.62% 981
Agree	52.57% 1,534
Disagree	9.97% 291
Strongly disagree	1.88% 55
Don't know	1.95% 57
TOTAL	2,918

Q6 My child is demonstrating growth in numeracy.

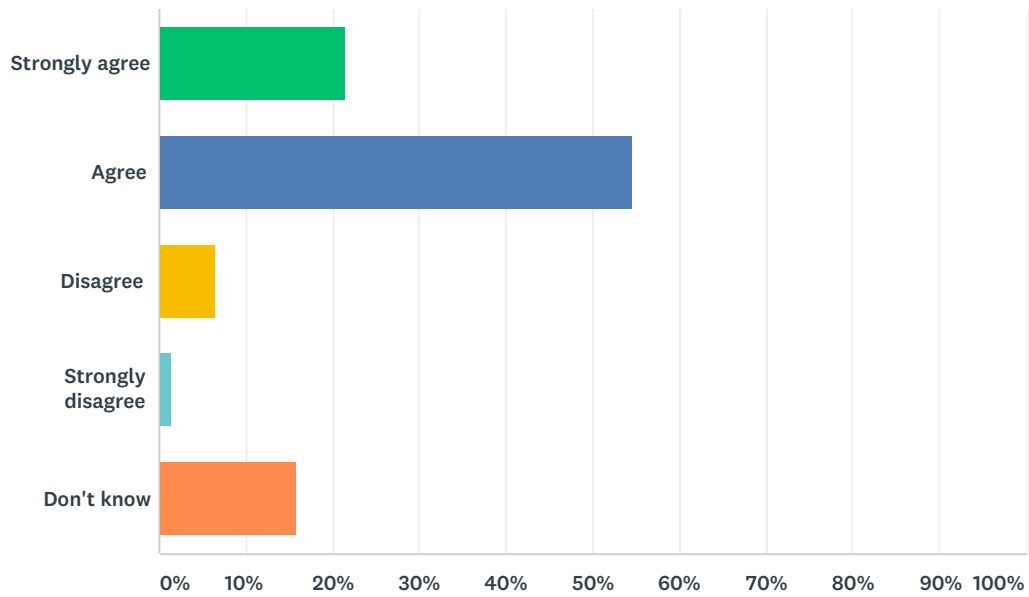
Answered: 2,918 Skipped: 213



ANSWER CHOICES	RESPONSES	
Strongly agree	33.48%	977
Agree	54.08%	1,578
Disagree	8.64%	252
Strongly disagree	2.47%	72
Don't know	1.34%	39
TOTAL		2,918

Q7 My child has an understanding of First Nations, Métis and Inuit culture and history.

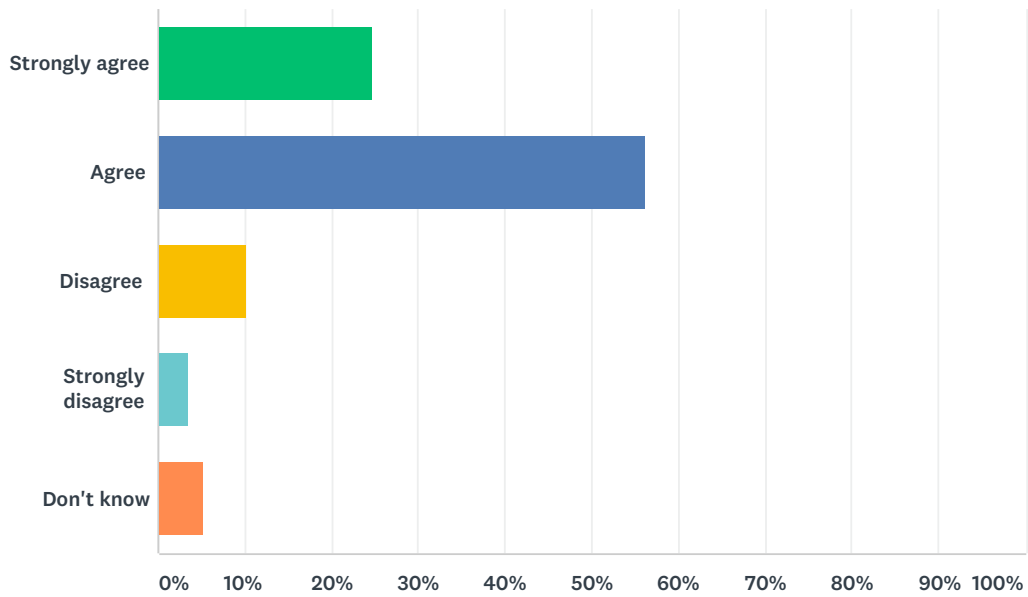
Answered: 2,918 Skipped: 213



ANSWER CHOICES	RESPONSES
Strongly agree	21.56% 629
Agree	54.63% 1,594
Disagree	6.55% 191
Strongly disagree	1.44% 42
Don't know	15.83% 462
TOTAL	2,918

Q8 My child is being taught knowledge, skills and attitudes necessary to be successful in life.

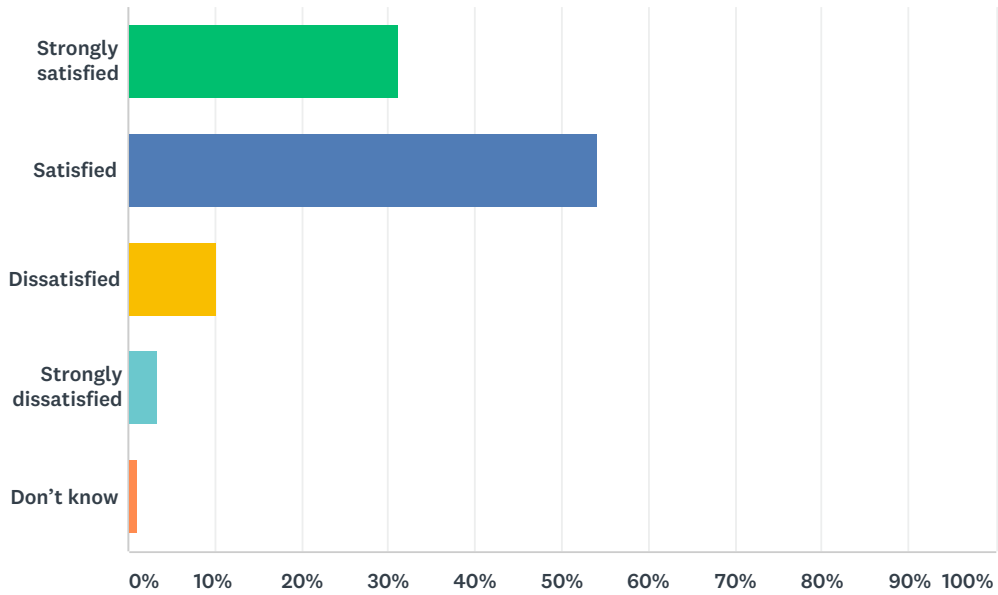
Answered: 2,918 Skipped: 213



ANSWER CHOICES	RESPONSES	
Strongly agree	24.61%	718
Agree	56.24%	1,641
Disagree	10.35%	302
Strongly disagree	3.63%	106
Don't know	5.17%	151
TOTAL		2,918

Q9 How satisfied are you with the quality of education your child is receiving at his or her school?

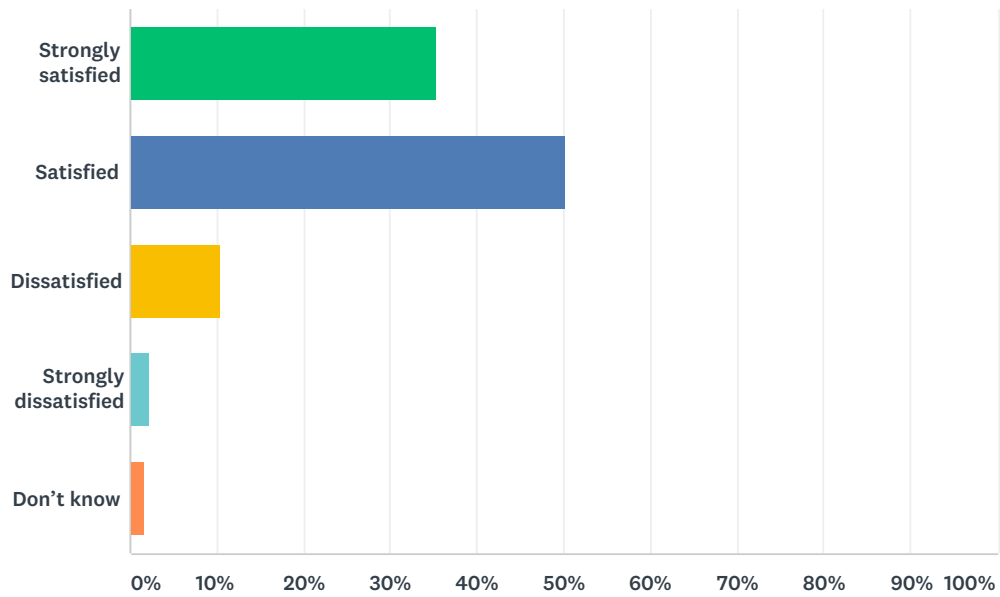
Answered: 2,837 Skipped: 294



ANSWER CHOICES	RESPONSES	
Strongly satisfied	31.19%	885
Satisfied	54.28%	1,540
Dissatisfied	10.15%	288
Strongly dissatisfied	3.35%	95
Don't know	1.02%	29
TOTAL		2,837

Q10 How satisfied are you with the quality of teaching at your child's school?

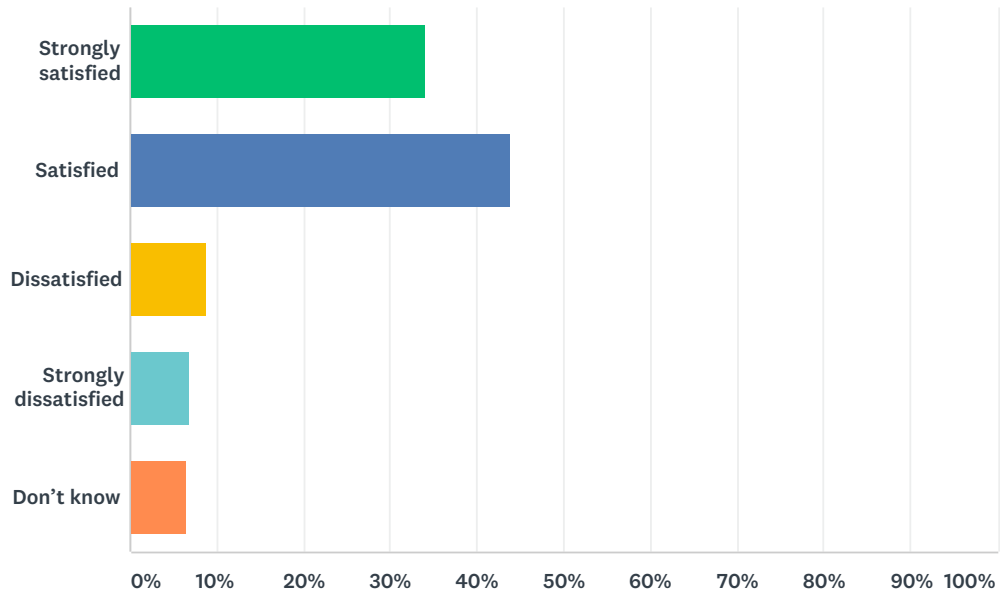
Answered: 2,837 Skipped: 294



ANSWER CHOICES	RESPONSES	
Strongly satisfied	35.42%	1,005
Satisfied	50.12%	1,422
Dissatisfied	10.40%	295
Strongly dissatisfied	2.40%	68
Don't know	1.66%	47
TOTAL		2,837

Q11 How satisfied are you with the leadership in your child's school?

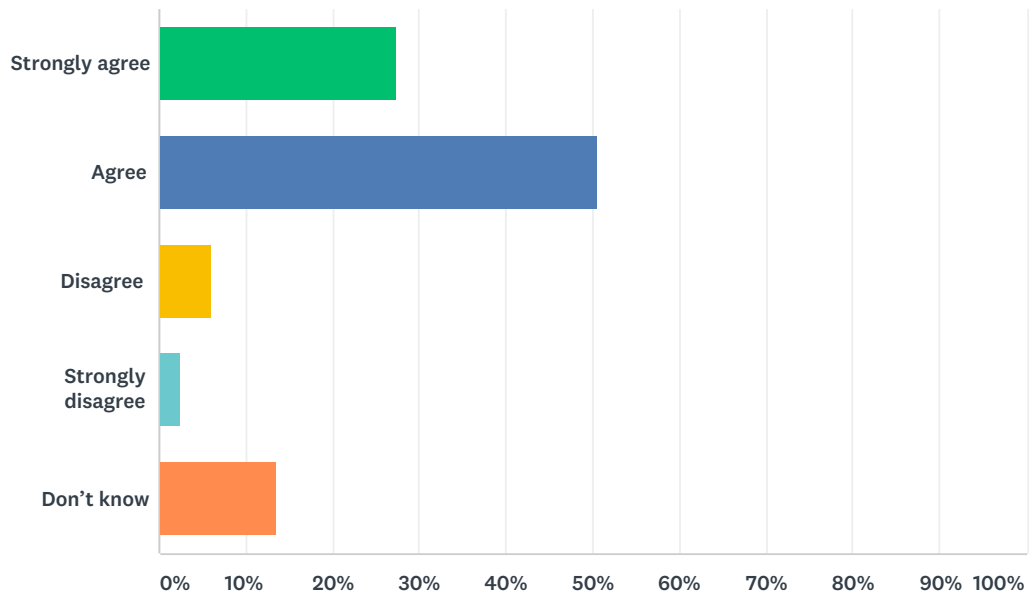
Answered: 2,837 Skipped: 294



ANSWER CHOICES	RESPONSES
Strongly satisfied	34.09% 967
Satisfied	43.95% 1,247
Dissatisfied	8.71% 247
Strongly dissatisfied	6.80% 193
Don't know	6.45% 183
TOTAL	2,837

Q12 The rights and responsibilities of citizenship are reinforced in my child's school.

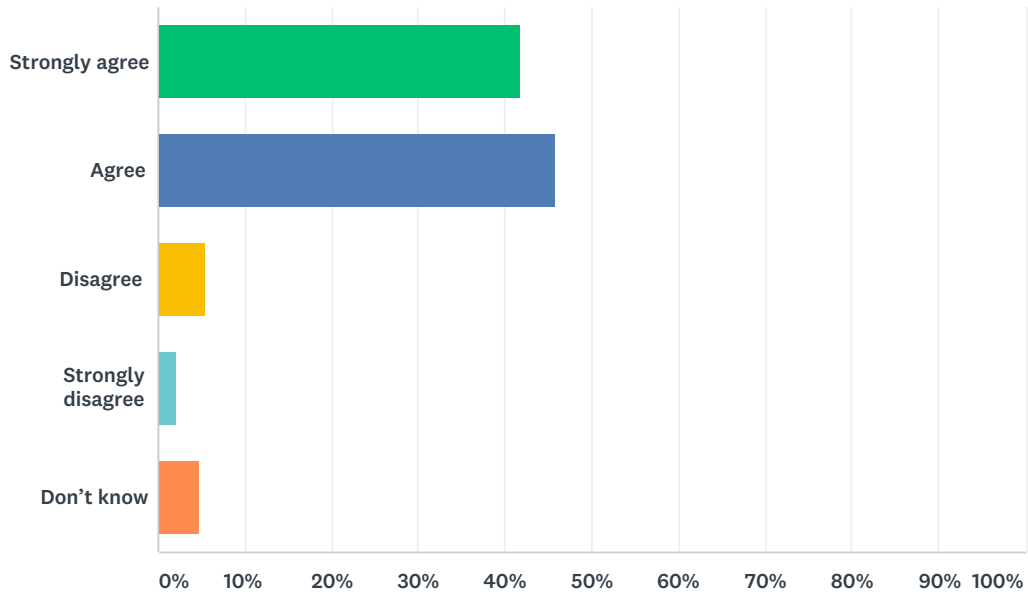
Answered: 2,837 Skipped: 294



ANSWER CHOICES	RESPONSES
Strongly agree	27.35% 776
Agree	50.55% 1,434
Disagree	6.13% 174
Strongly disagree	2.47% 70
Don't know	13.50% 383
TOTAL	2,837

Q13 The school staff care about my child.

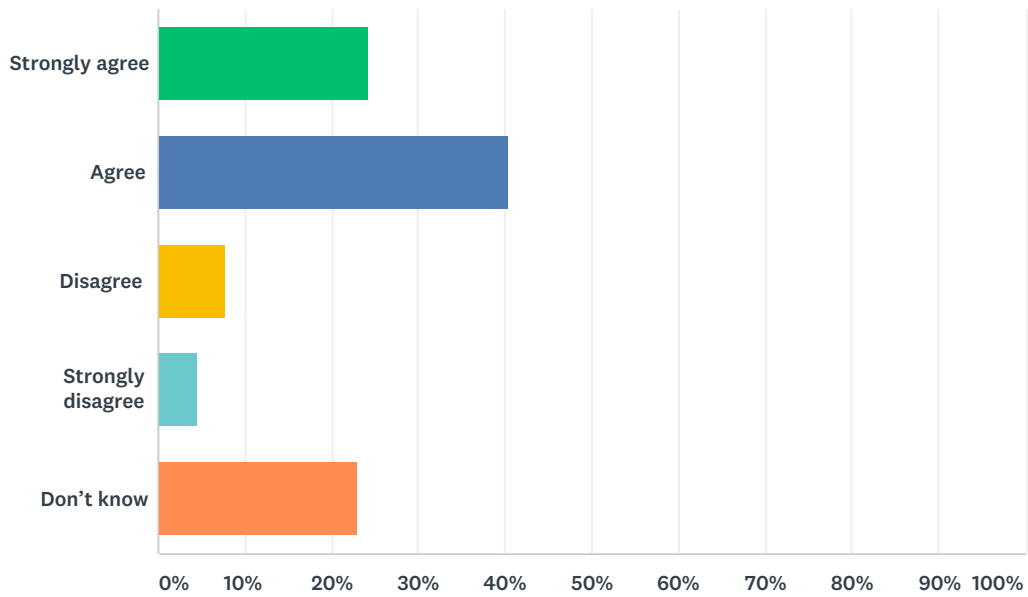
Answered: 2,837 Skipped: 294



ANSWER CHOICES	RESPONSES	
Strongly agree	41.91%	1,189
Agree	45.79%	1,299
Disagree	5.39%	153
Strongly disagree	2.01%	57
Don't know	4.90%	139
TOTAL		2,837

Q14 Discipline is handled in a fair and reasonable manner in my child's school.

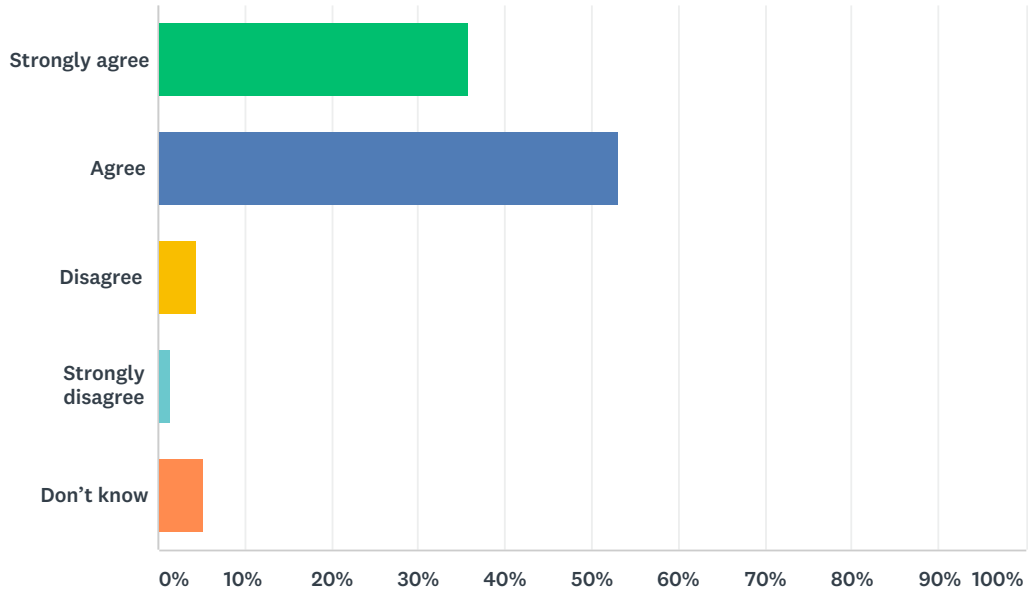
Answered: 2,837 Skipped: 294



ANSWER CHOICES	RESPONSES	
Strongly agree	24.22%	687
Agree	40.47%	1,148
Disagree	7.75%	220
Strongly disagree	4.51%	128
Don't know	23.05%	654
TOTAL		2,837

Q15 My child's school is safe.

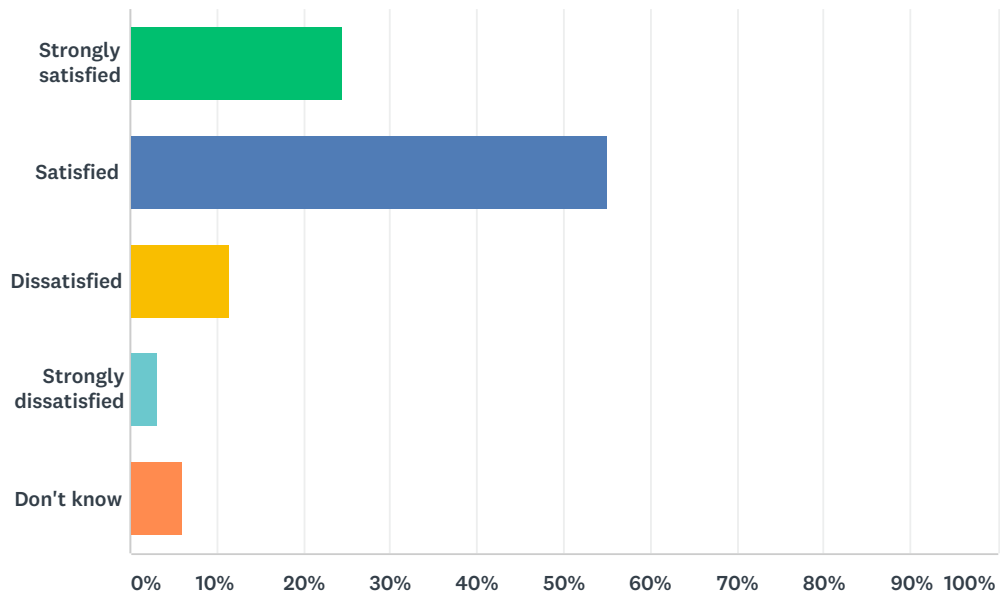
Answered: 2,837 Skipped: 294



ANSWER CHOICES	RESPONSES	
Strongly agree	35.67%	1,012
Agree	53.23%	1,510
Disagree	4.37%	124
Strongly disagree	1.41%	40
Don't know	5.32%	151
TOTAL		2,837

Q16 How satisfied are you with the resources available to support your child's learning?

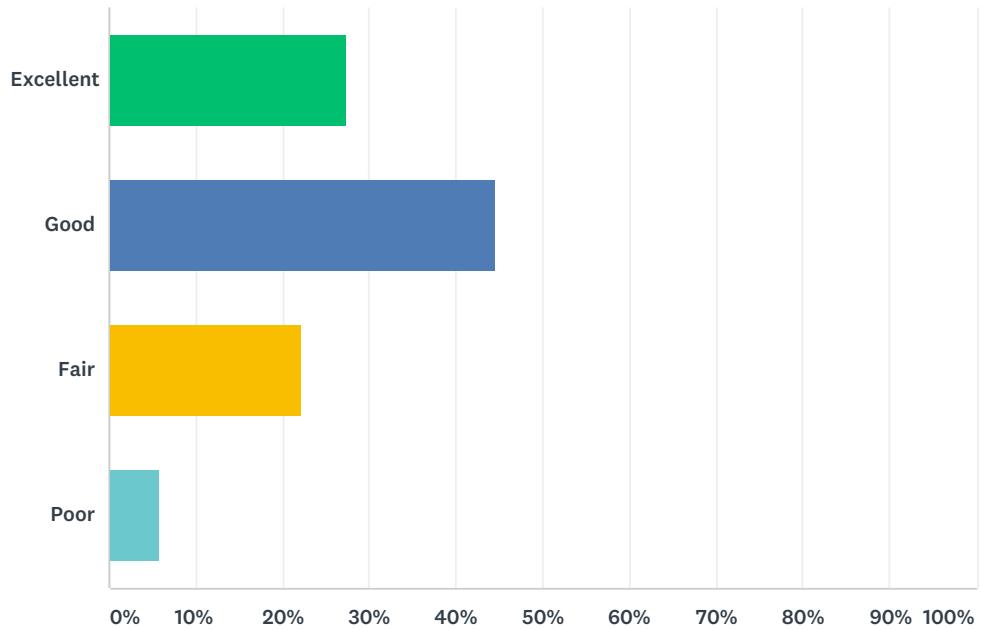
Answered: 2,837 Skipped: 294



ANSWER CHOICES	RESPONSES	
Strongly satisfied	24.39%	692
Satisfied	54.99%	1,560
Dissatisfied	11.42%	324
Strongly dissatisfied	3.17%	90
Don't know	6.03%	171
TOTAL		2,837

Q17 How would you rate the physical condition of your child's school?

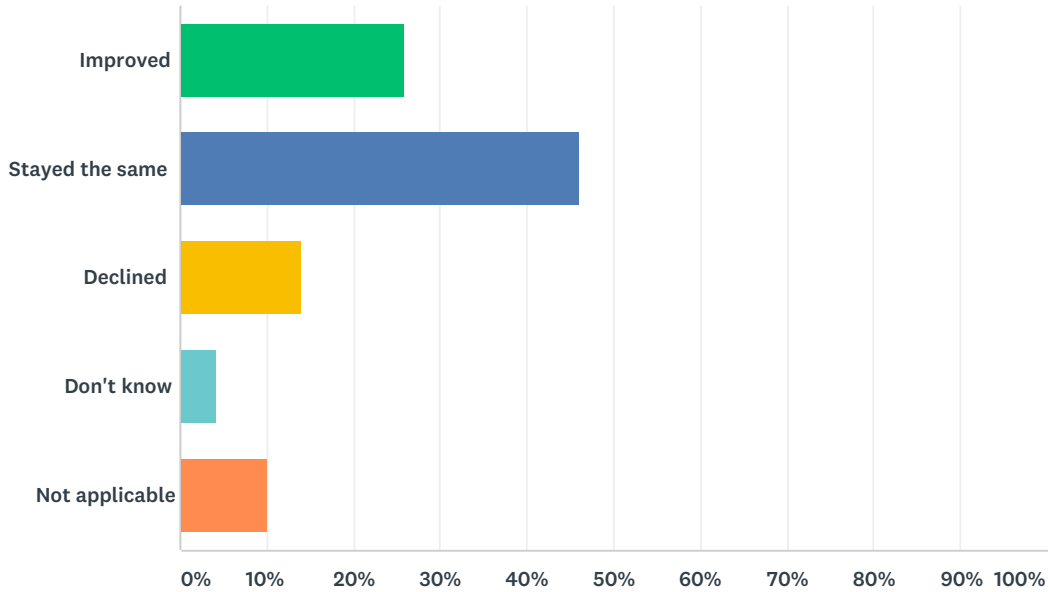
Answered: 2,837 Skipped: 294



ANSWER CHOICES	RESPONSES
Excellent	27.46% 779
Good	44.59% 1,265
Fair	22.14% 628
Poor	5.82% 165
TOTAL	2,837

Q18 In your opinion, has the quality of education your child has experienced at school improved, stayed the same or declined in the past three years?

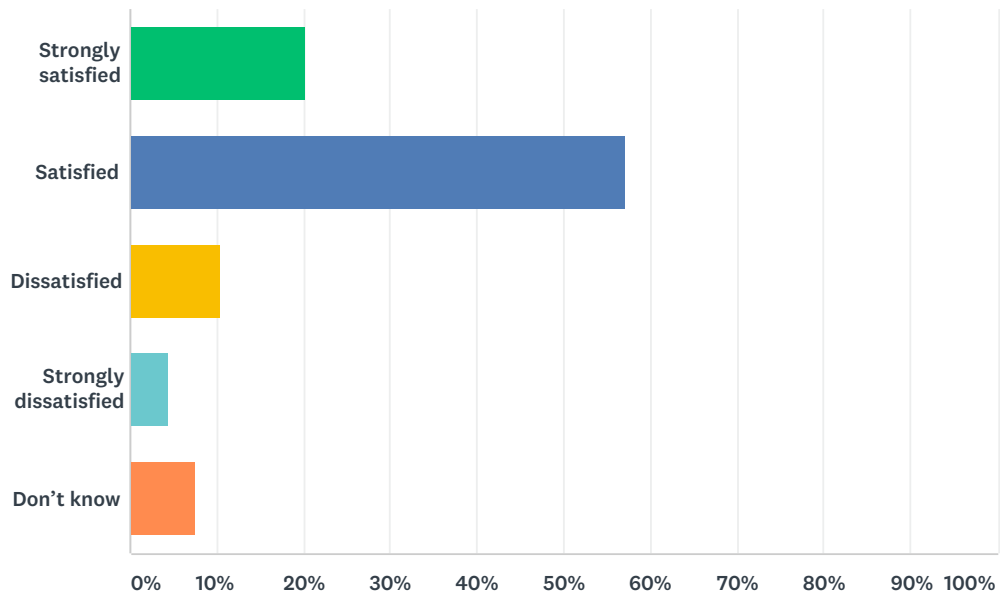
Answered: 2,837 Skipped: 294



ANSWER CHOICES	RESPONSES	
Improved	25.91%	735
Stayed the same	45.96%	1,304
Declined	13.99%	397
Don't know	4.19%	119
Not applicable	9.94%	282
TOTAL		2,837

Q19 How satisfied are you with the opportunity to be involved in decisions at your child's school?

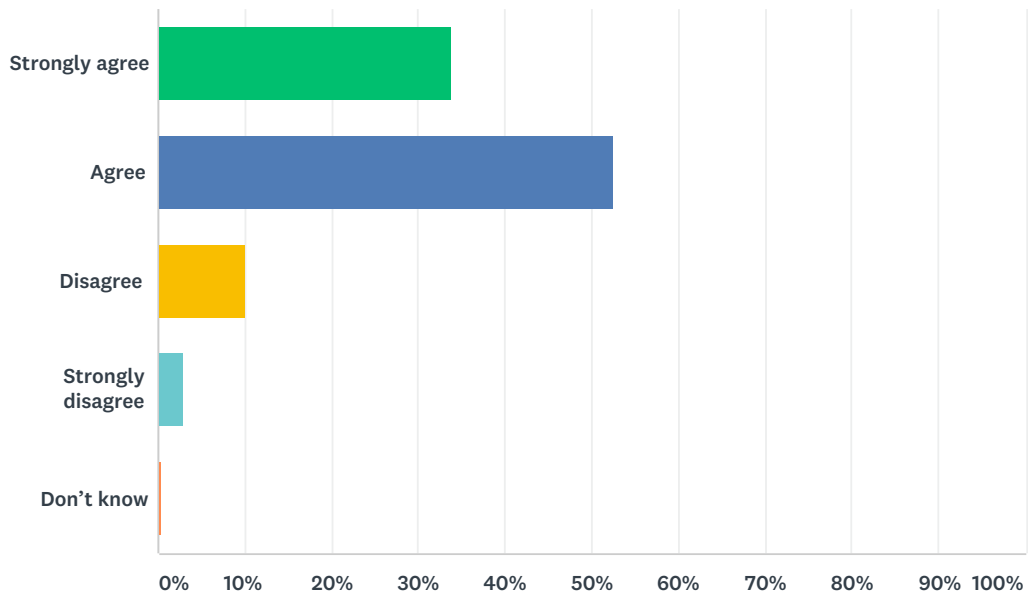
Answered: 2,796 Skipped: 335



ANSWER CHOICES	RESPONSES	
Strongly satisfied	20.35%	569
Satisfied	57.15%	1,598
Dissatisfied	10.55%	295
Strongly dissatisfied	4.33%	121
Don't know	7.62%	213
TOTAL		2,796

Q20 The school keeps me informed about my child's progress and achievement.

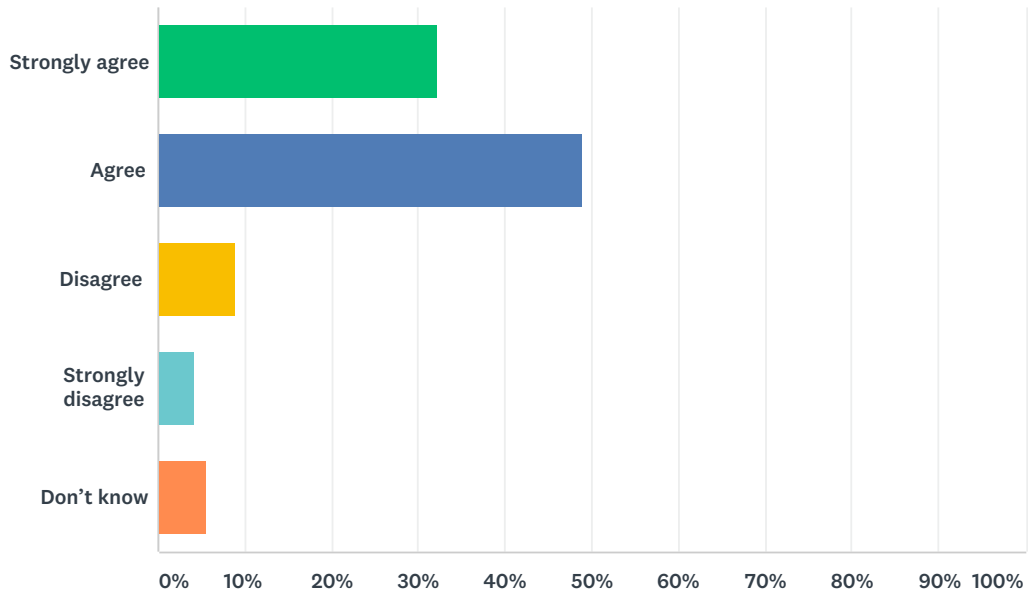
Answered: 2,796 Skipped: 335



ANSWER CHOICES	RESPONSES	
Strongly agree	33.83%	946
Agree	52.61%	1,471
Disagree	10.09%	282
Strongly disagree	3.00%	84
Don't know	0.46%	13
TOTAL		2,796

Q21 There is open and honest communication within my child's school.

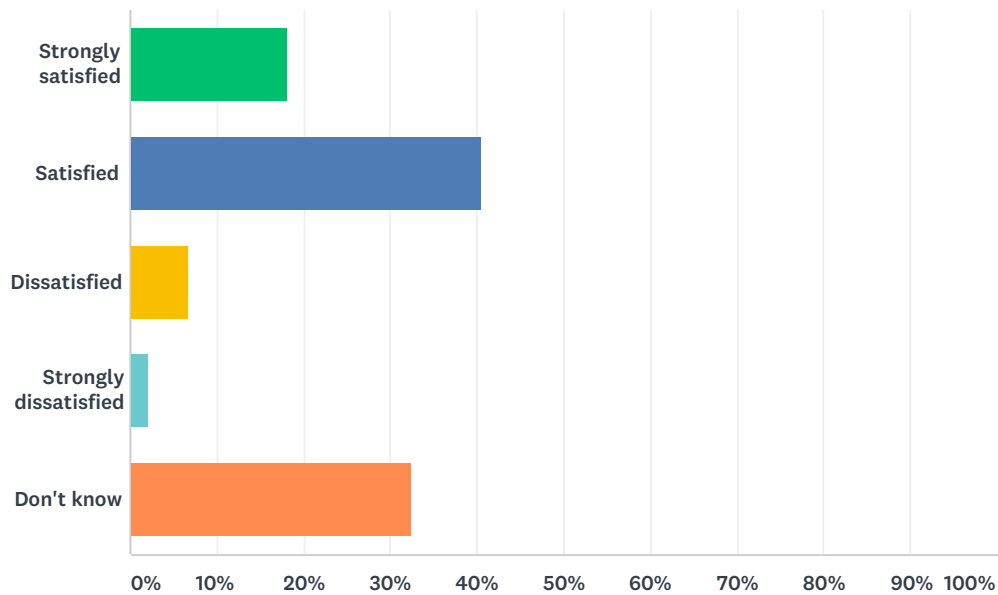
Answered: 2,796 Skipped: 335



ANSWER CHOICES	RESPONSES	
Strongly agree	32.19%	900
Agree	49.03%	1,371
Disagree	8.91%	249
Strongly disagree	4.15%	116
Don't know	5.72%	160
TOTAL		2,796

Q22 How satisfied are you with the community partnerships that may be established at your school? For example: Saffron, KEYS program, Green Certificate, lunch programs, after-school programs, RAP, Tools for School, Scratch Day, Entrepreneurial Adventure, scholarships/grants, etc.

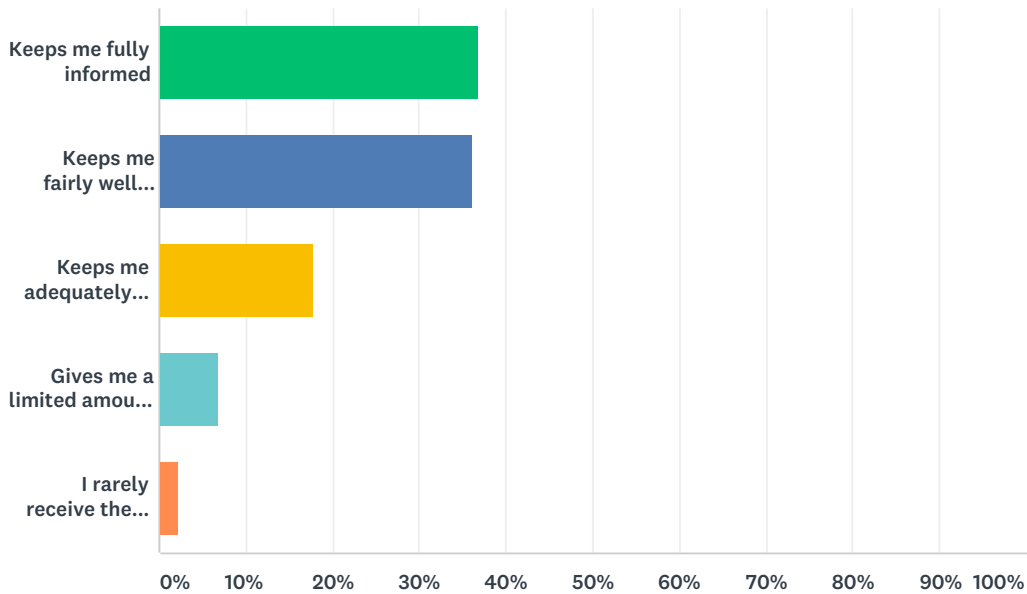
Answered: 2,796 Skipped: 335



ANSWER CHOICES	RESPONSES	
Strongly satisfied	18.20%	509
Satisfied	40.63%	1,136
Dissatisfied	6.62%	185
Strongly dissatisfied	2.07%	58
Don't know	32.47%	908
TOTAL		2,796

Q23 Elk Island Public Schools appreciates the opportunity to stay connected with parents about news, activities, programs and other matters of importance. What is your impression of the communication you receive from your child's school?

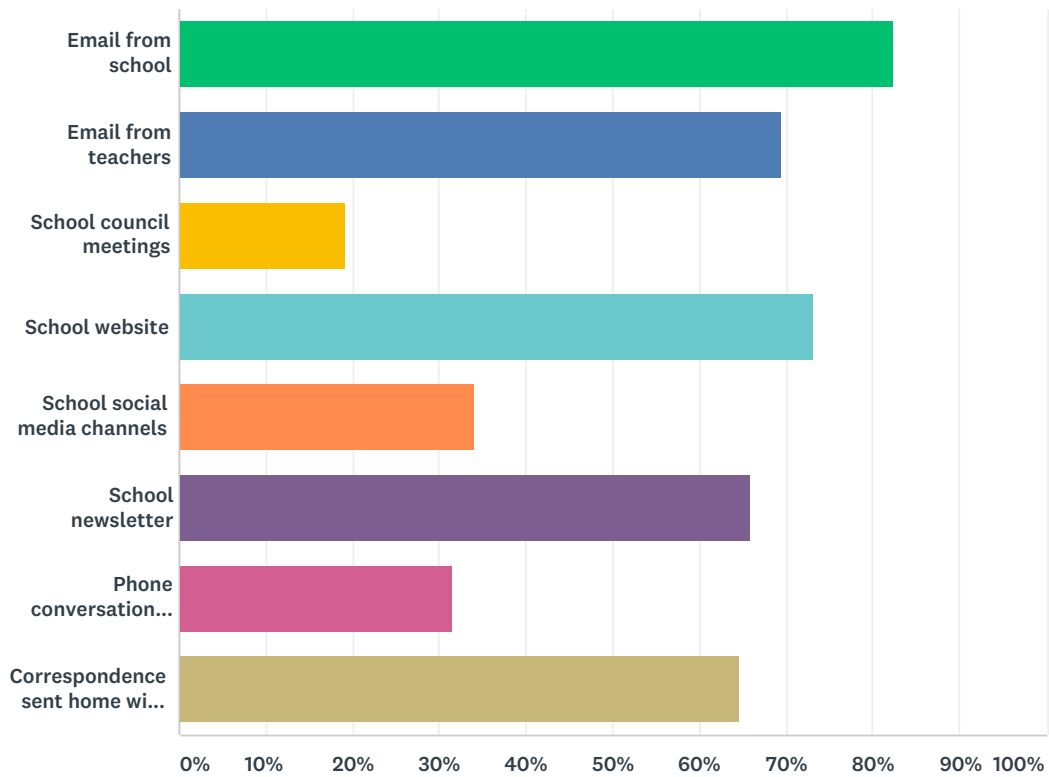
Answered: 2,796 Skipped: 335



ANSWER CHOICES	RESPONSES	
Keeps me fully informed	36.73%	1,027
Keeps me fairly well informed	36.27%	1,014
Keeps me adequately informed	17.88%	500
Gives me a limited amount of information	6.87%	192
I rarely receive the information I need	2.25%	63
TOTAL		2,796

Q24 Do you regularly make use of the following to keep up to date on school activities, programs, etc.? Check all that apply.

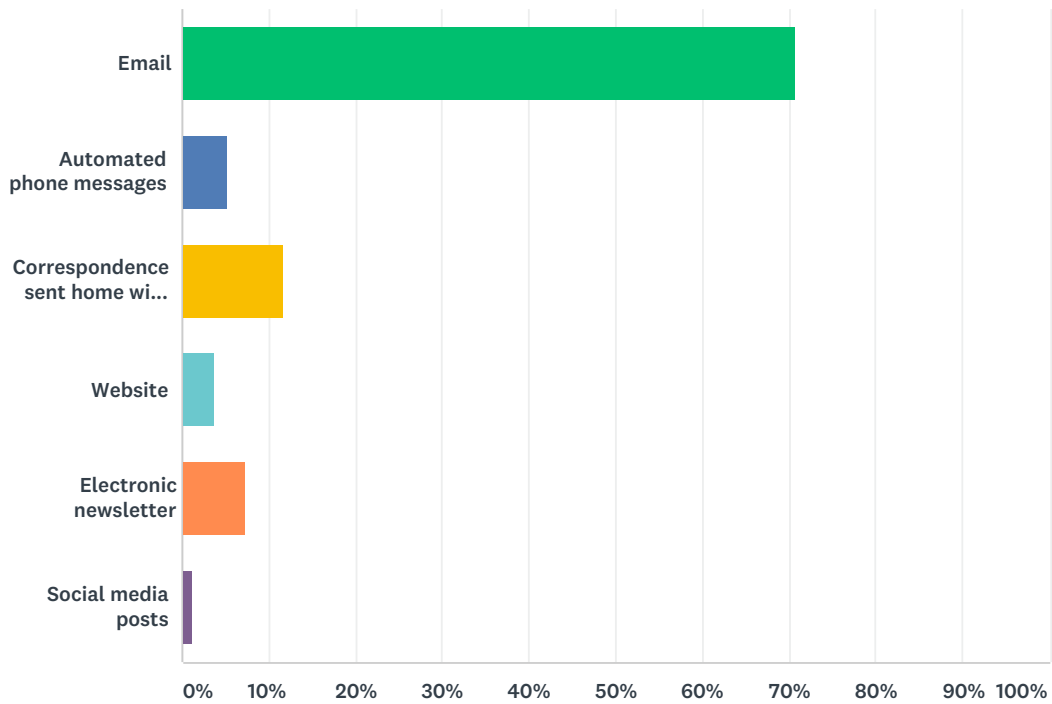
Answered: 2,568 Skipped: 563



ANSWER CHOICES	RESPONSES	
Email from school	82.44%	2,117
Email from teachers	69.47%	1,784
School council meetings	19.20%	493
School website	73.33%	1,883
School social media channels	34.15%	877
School newsletter	65.89%	1,692
Phone conversations with school and/or teachers	31.50%	809
Correspondence sent home with your child	64.72%	1,662
Total Respondents: 2,568		

Q25 What is your most preferred method of communication from the school and Division?

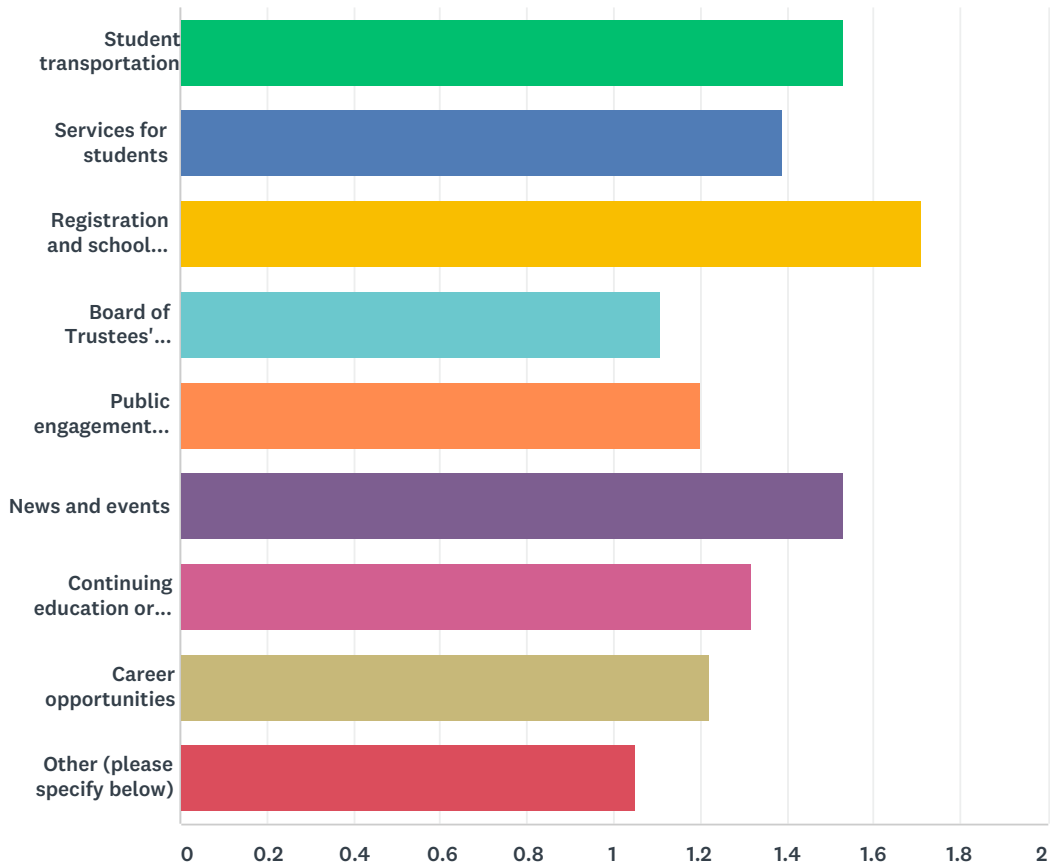
Answered: 2,585 Skipped: 546



ANSWER CHOICES	RESPONSES	
Email	70.68%	1,827
Automated phone messages	5.18%	134
Correspondence sent home with your child	11.80%	305
Website	3.79%	98
Electronic newsletter	7.31%	189
Social media posts	1.24%	32
TOTAL		2,585

Q26 Do you visit the Division website (www.eips.ca) for information on:

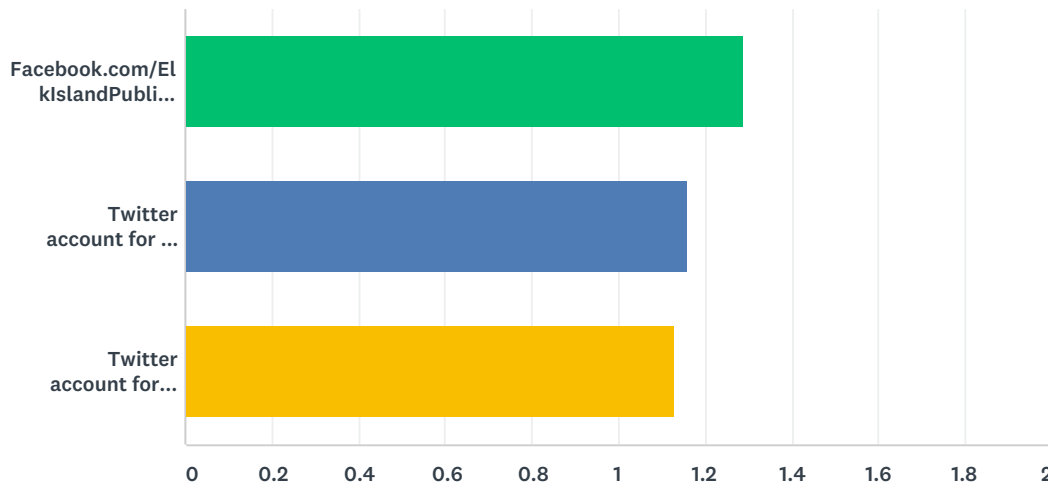
Answered: 2,585 Skipped: 546



	YES	NO	TOTAL	WEIGHTED AVERAGE
Student transportation	53.19% 1,375	46.81% 1,210	2,585	1.53
Services for students	39.11% 1,011	60.89% 1,574	2,585	1.39
Registration and school boundaries	71.03% 1,836	28.97% 749	2,585	1.71
Board of Trustees' meetings	11.41% 295	88.59% 2,290	2,585	1.11
Public engagement initiatives	19.88% 514	80.12% 2,071	2,585	1.20
News and events	52.73% 1,363	47.27% 1,222	2,585	1.53
Continuing education or summer courses	32.50% 840	67.50% 1,745	2,585	1.32
Career opportunities	22.01% 569	77.99% 2,016	2,585	1.22
Other (please specify below)	5.07% 131	94.93% 2,454	2,585	1.05

Q27 Elk Island Public Schools shares news and information on its social media channels. Do you follow:

Answered: 2,585 Skipped: 546



	YES	NO	TOTAL	WEIGHTED AVERAGE
Facebook.com/ElkIslandPublicSchools	29.05% 751	70.95% 1,834	2,585	1.29
Twitter account for the Division (@eips)	15.94% 412	84.06% 2,173	2,585	1.16
Twitter account for EIPS Student Transportation (@eipsST)	13.23% 342	86.77% 2,243	2,585	1.13