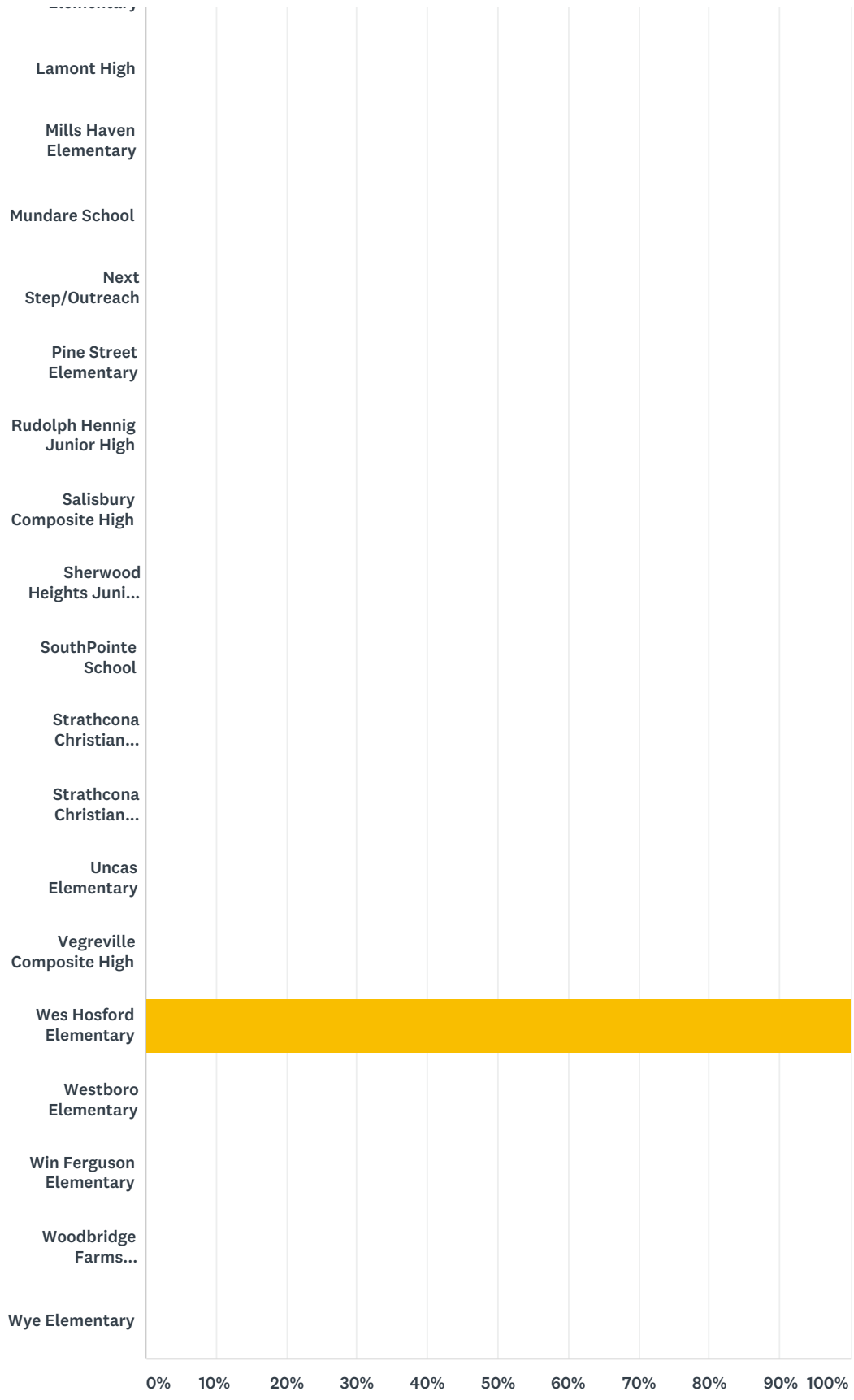


Q1 Please indicate the school your child attends.

Answered: 99 Skipped: 0

A.L. Horton Elementary									
Andrew School									
Ardrossan Elementary									
Ardrossan Junior Senio...									
Bev Facey Community High									
Brentwood Elementary									
Bruderheim School									
Clover Bar Junior High									
École Campbelltown									
École Parc Élémentaire									
F.R. Haythorne Junior High									
Fort Saskatchewan...									
Fort Saskatchewan...									
Fort Saskatchewan...									
Fultonvale Elementary...									
Glen Allan Elementary									
James Mowat Elementary									
Lakeland Ridge									
Lamont Elementary									

EIPS Parent Survey 2017-18



ANSWER CHOICES	RESPONSES
A.L. Horton Elementary	0.00% 0

EIPS Parent Survey 2017-18

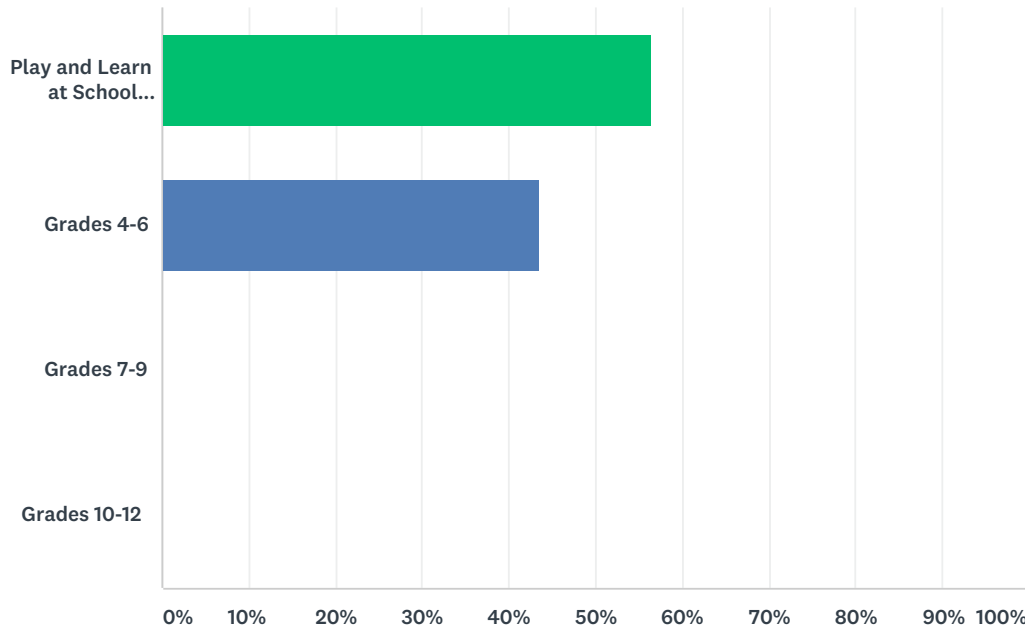
Andrew School	0.00%	0
Ardrossan Elementary	0.00%	0
Ardrossan Junior Senior High	0.00%	0
Bev Facey Community High	0.00%	0
Brentwood Elementary	0.00%	0
Bruderheim School	0.00%	0
Clover Bar Junior High	0.00%	0
École Campbelltown	0.00%	0
École Parc Élémentaire	0.00%	0
F.R. Haythorne Junior High	0.00%	0
Fort Saskatchewan Christian	0.00%	0
Fort Saskatchewan Elementary	0.00%	0
Fort Saskatchewan Senior High	0.00%	0
Fultonvale Elementary Junior High	0.00%	0
Glen Allan Elementary	0.00%	0
James Mowat Elementary	0.00%	0
Lakeland Ridge	0.00%	0
Lamont Elementary	0.00%	0
Lamont High	0.00%	0
Mills Haven Elementary	0.00%	0
Mundare School	0.00%	0
Next Step/Outreach	0.00%	0
Pine Street Elementary	0.00%	0
Rudolph Hennig Junior High	0.00%	0
Salisbury Composite High	0.00%	0
Sherwood Heights Junior High	0.00%	0
SouthPointe School	0.00%	0
Strathcona Christian Academy Elementary	0.00%	0
Strathcona Christian Academy Secondary	0.00%	0
Uncas Elementary	0.00%	0
Vegreville Composite High	0.00%	0
Wes Hosford Elementary	100.00%	99
Westboro Elementary	0.00%	0
Win Ferguson Elementary	0.00%	0

EIPS Parent Survey 2017-18

Woodbridge Farms Elementary	0.00%	0
Wye Elementary	0.00%	0
TOTAL		99

Q2 Please indicate your child's grade.

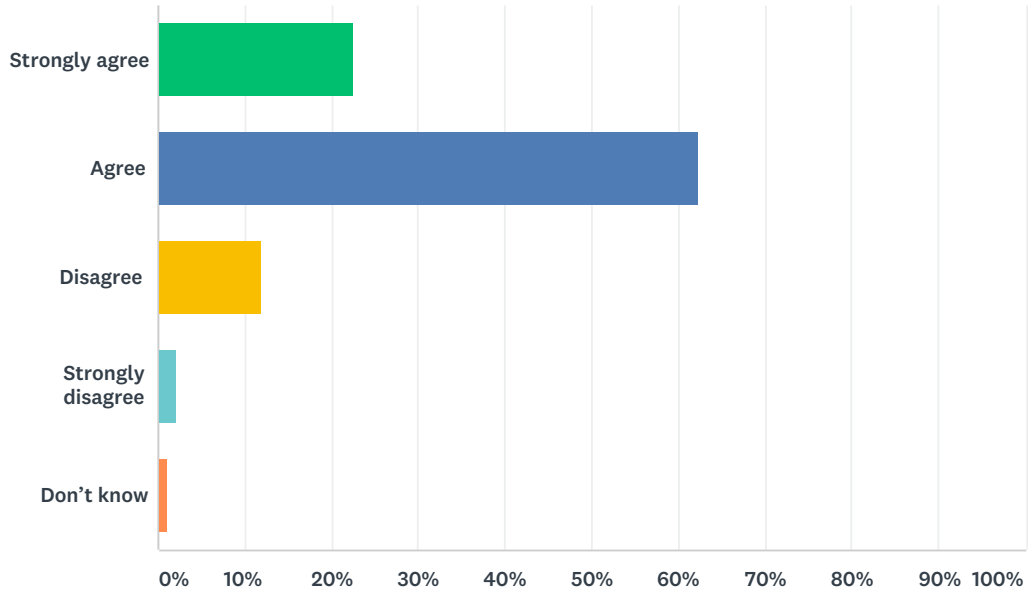
Answered: 99 Skipped: 0



ANSWER CHOICES	RESPONSES	
Play and Learn at School (PALS) Kindergarten Grades 1-3	56.57%	56
Grades 4-6	43.43%	43
Grades 7-9	0.00%	0
Grades 10-12	0.00%	0
TOTAL		99

Q3 My child's individual needs are met.

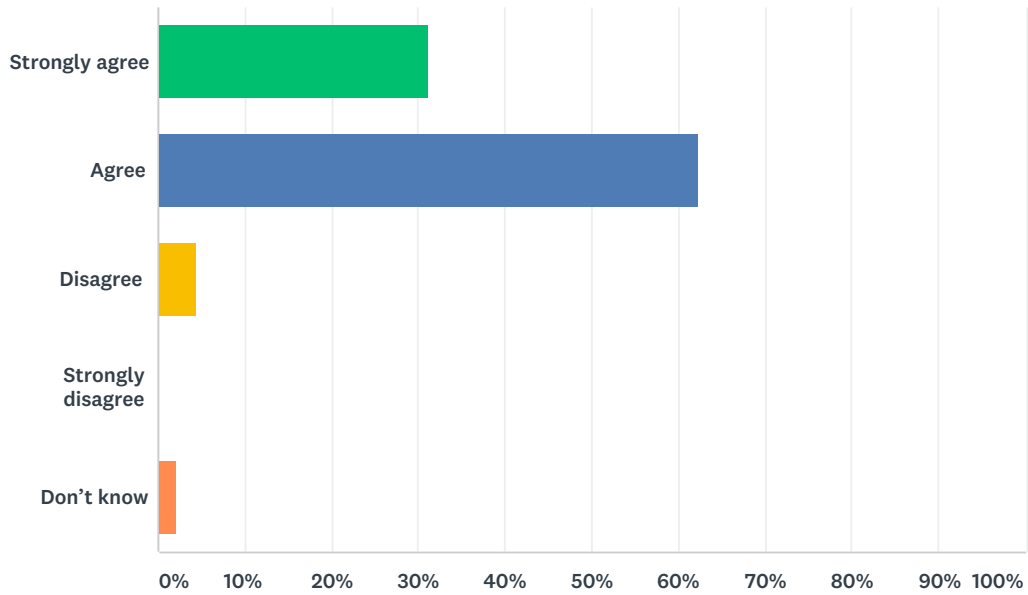
Answered: 93 Skipped: 6



ANSWER CHOICES	RESPONSES	
Strongly agree	22.58%	21
Agree	62.37%	58
Disagree	11.83%	11
Strongly disagree	2.15%	2
Don't know	1.08%	1
TOTAL		93

Q4 My child is encouraged at school to do his or her best.

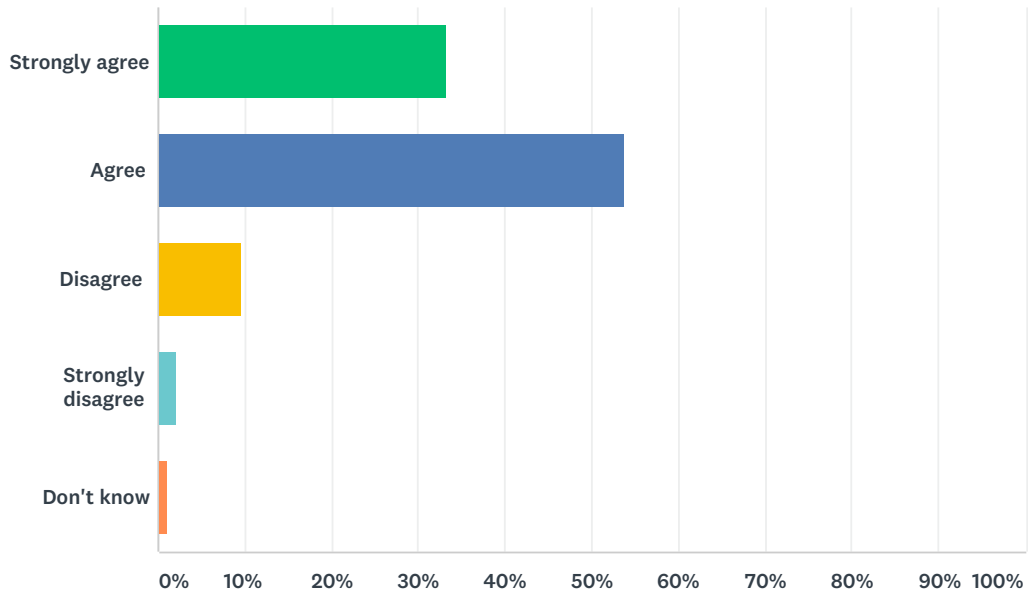
Answered: 93 Skipped: 6



ANSWER CHOICES	RESPONSES	
Strongly agree	31.18%	29
Agree	62.37%	58
Disagree	4.30%	4
Strongly disagree	0.00%	0
Don't know	2.15%	2
TOTAL		93

Q5 My child is demonstrating growth in literacy.

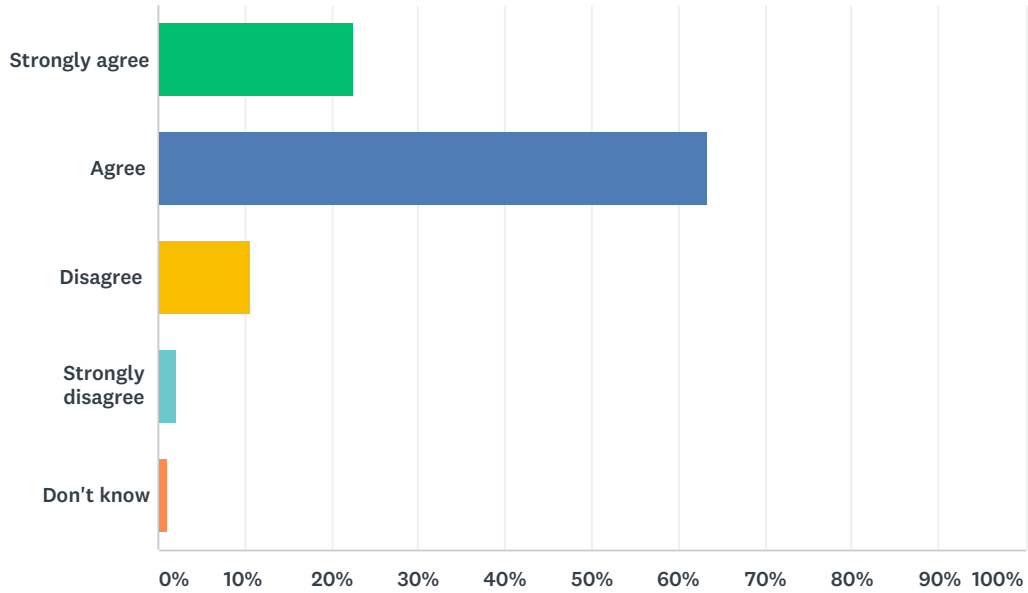
Answered: 93 Skipped: 6



ANSWER CHOICES	RESPONSES	
Strongly agree	33.33%	31
Agree	53.76%	50
Disagree	9.68%	9
Strongly disagree	2.15%	2
Don't know	1.08%	1
TOTAL		93

Q6 My child is demonstrating growth in numeracy.

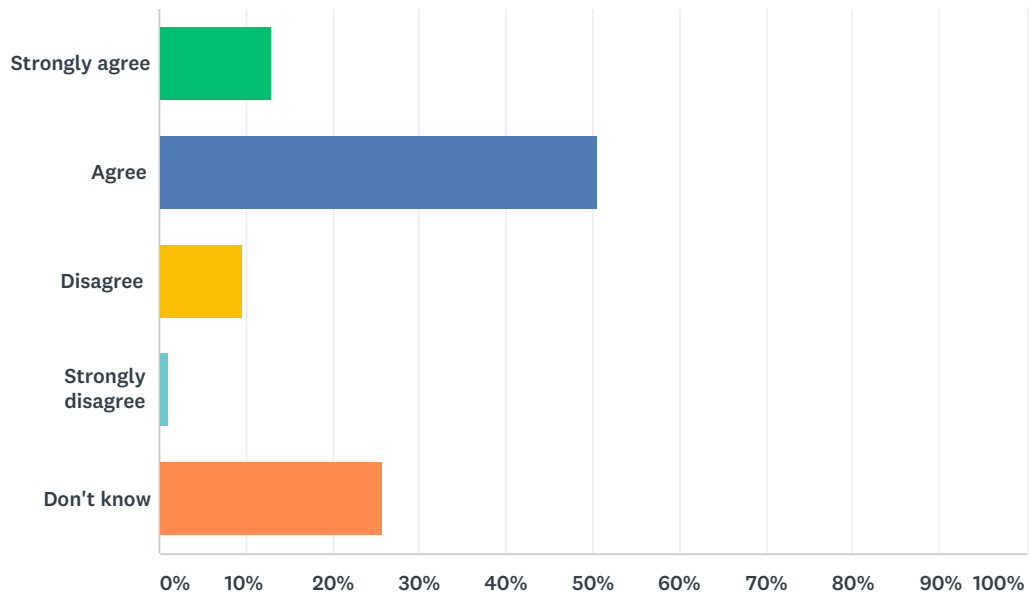
Answered: 93 Skipped: 6



ANSWER CHOICES	RESPONSES	
Strongly agree	22.58%	21
Agree	63.44%	59
Disagree	10.75%	10
Strongly disagree	2.15%	2
Don't know	1.08%	1
TOTAL		93

Q7 My child has an understanding of First Nations, Métis and Inuit culture and history.

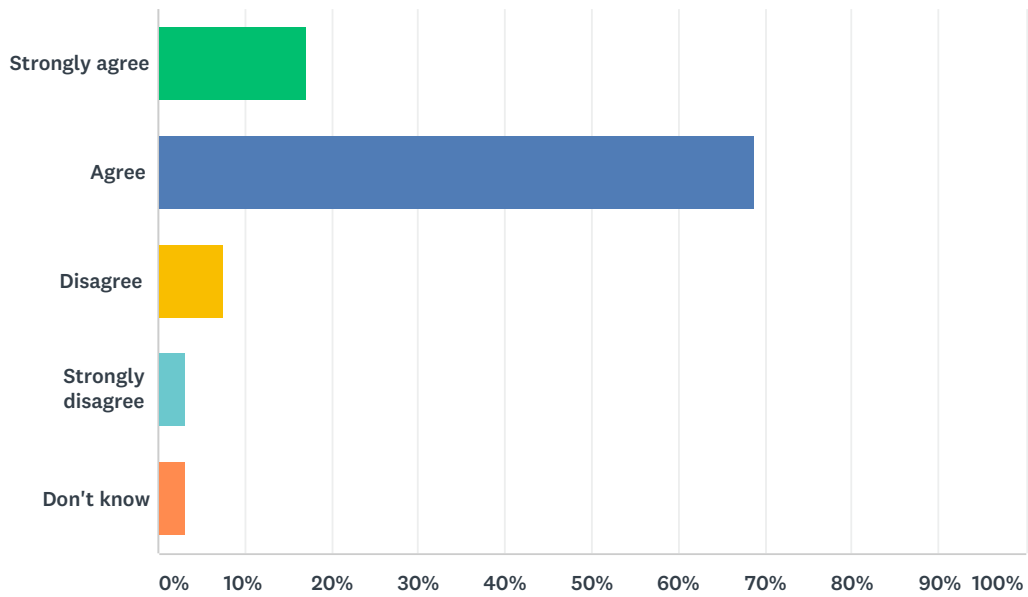
Answered: 93 Skipped: 6



ANSWER CHOICES	RESPONSES	
Strongly agree	12.90%	12
Agree	50.54%	47
Disagree	9.68%	9
Strongly disagree	1.08%	1
Don't know	25.81%	24
TOTAL		93

Q8 My child is being taught knowledge, skills and attitudes necessary to be successful in life.

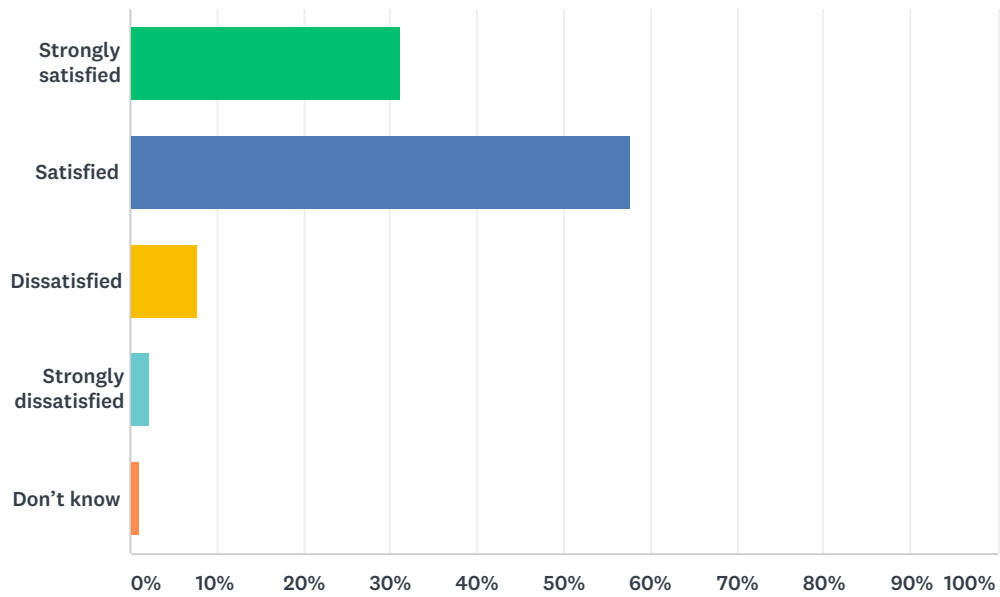
Answered: 93 Skipped: 6



ANSWER CHOICES	RESPONSES	
Strongly agree	17.20%	16
Agree	68.82%	64
Disagree	7.53%	7
Strongly disagree	3.23%	3
Don't know	3.23%	3
TOTAL		93

Q9 How satisfied are you with the quality of education your child is receiving at his or her school?

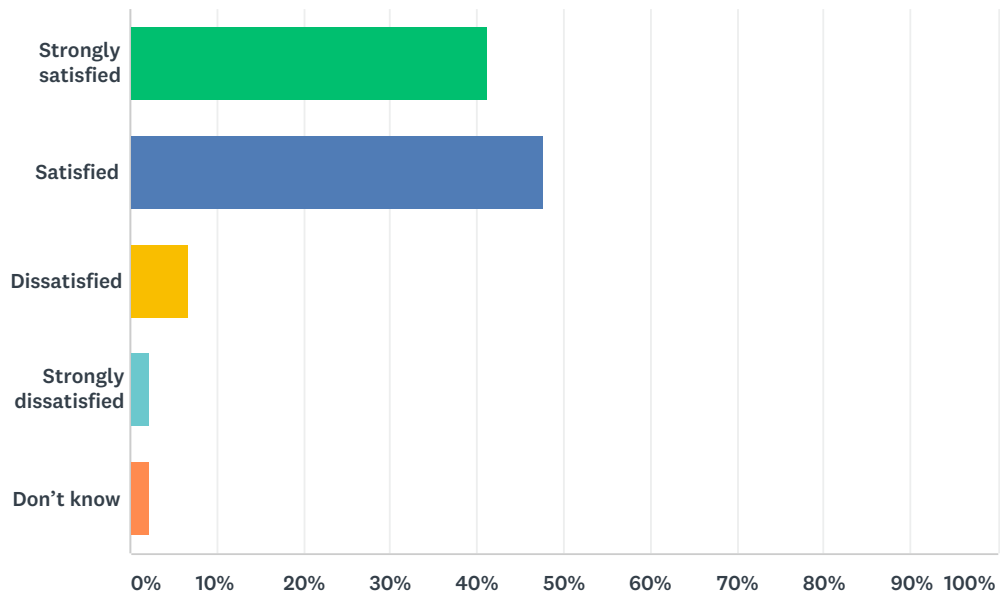
Answered: 90 Skipped: 9



ANSWER CHOICES	RESPONSES	
Strongly satisfied	31.11%	28
Satisfied	57.78%	52
Dissatisfied	7.78%	7
Strongly dissatisfied	2.22%	2
Don't know	1.11%	1
TOTAL		90

Q10 How satisfied are you with the quality of teaching at your child's school?

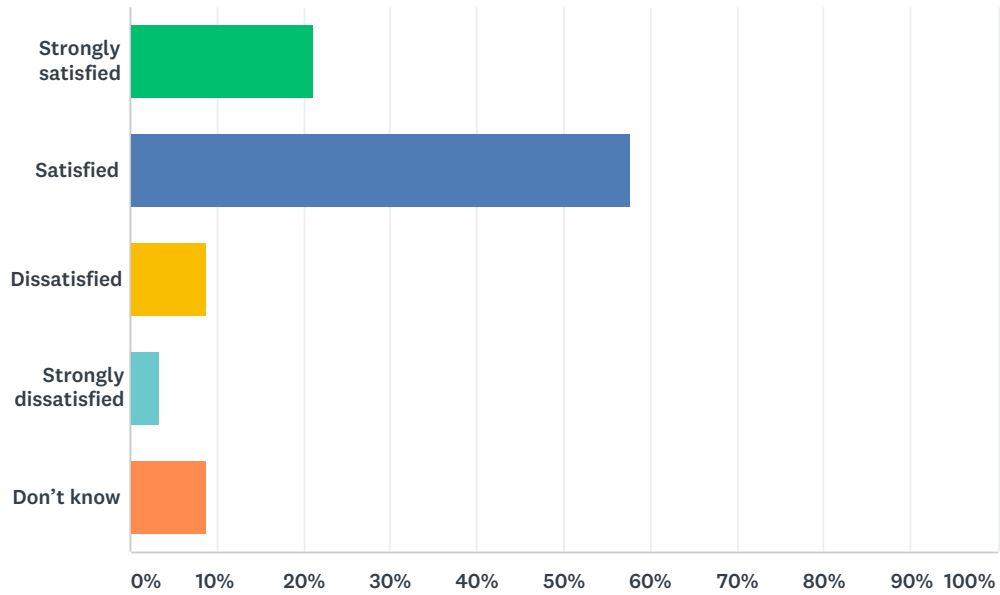
Answered: 90 Skipped: 9



ANSWER CHOICES	RESPONSES	
Strongly satisfied	41.11%	37
Satisfied	47.78%	43
Dissatisfied	6.67%	6
Strongly dissatisfied	2.22%	2
Don't know	2.22%	2
TOTAL		90

Q11 How satisfied are you with the leadership in your child's school?

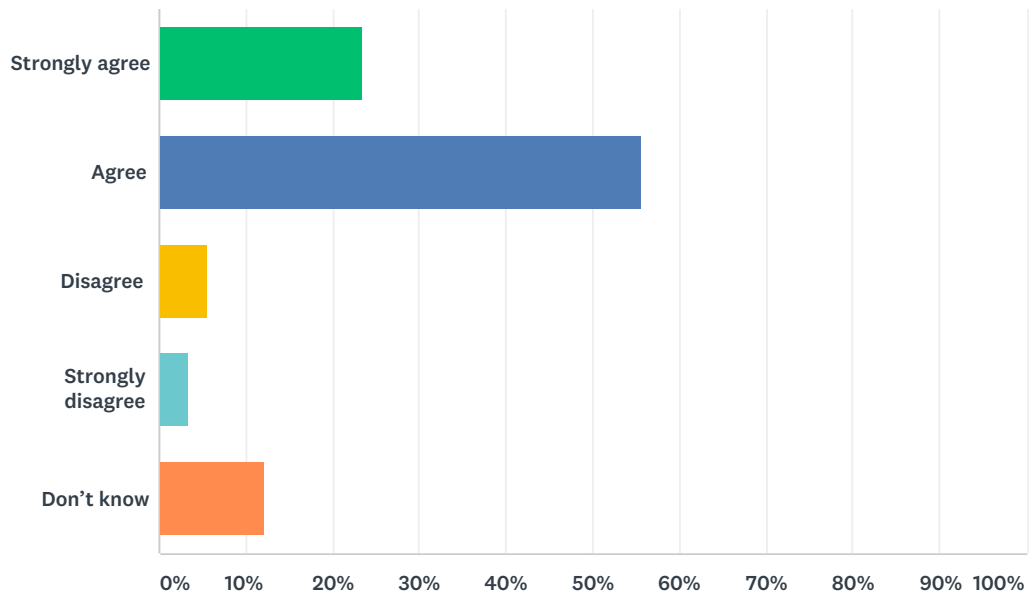
Answered: 90 Skipped: 9



ANSWER CHOICES	RESPONSES	
Strongly satisfied	21.11%	19
Satisfied	57.78%	52
Dissatisfied	8.89%	8
Strongly dissatisfied	3.33%	3
Don't know	8.89%	8
TOTAL		90

Q12 The rights and responsibilities of citizenship are reinforced in my child's school.

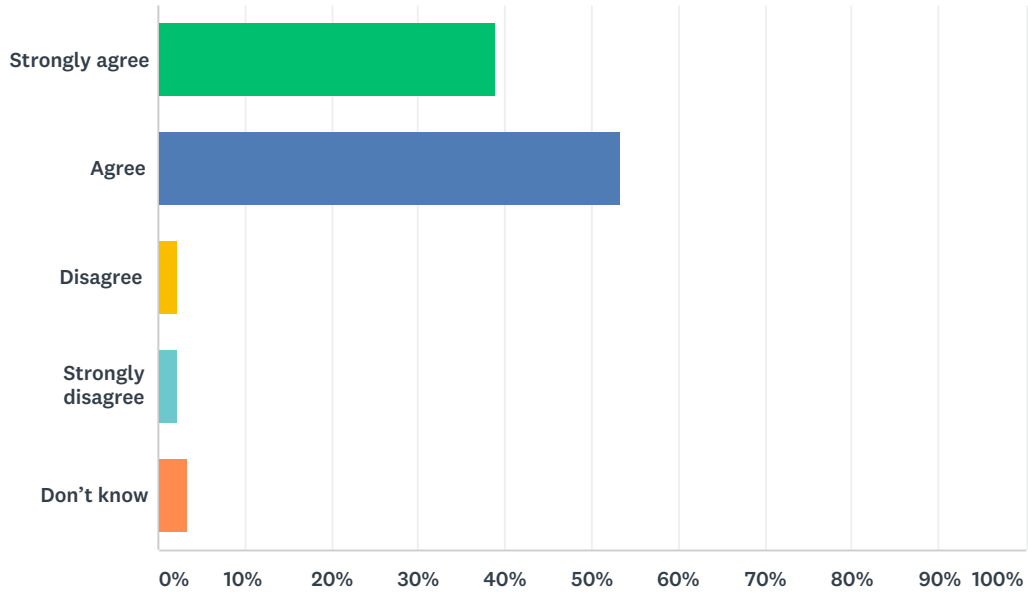
Answered: 90 Skipped: 9



ANSWER CHOICES	RESPONSES	
Strongly agree	23.33%	21
Agree	55.56%	50
Disagree	5.56%	5
Strongly disagree	3.33%	3
Don't know	12.22%	11
TOTAL		90

Q13 The school staff care about my child.

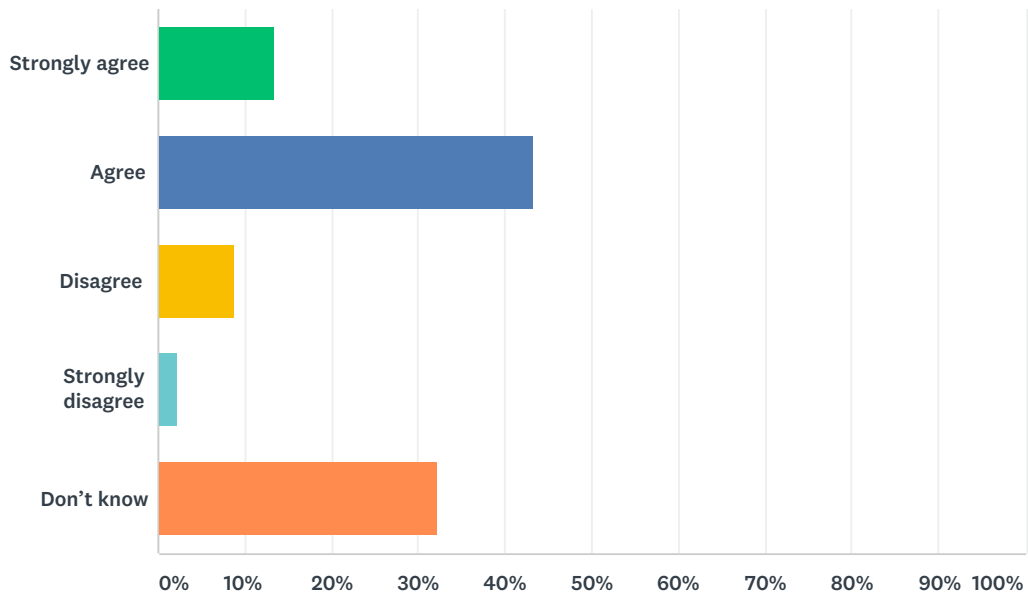
Answered: 90 Skipped: 9



ANSWER CHOICES	RESPONSES	
Strongly agree	38.89%	35
Agree	53.33%	48
Disagree	2.22%	2
Strongly disagree	2.22%	2
Don't know	3.33%	3
TOTAL		90

Q14 Discipline is handled in a fair and reasonable manner in my child's school.

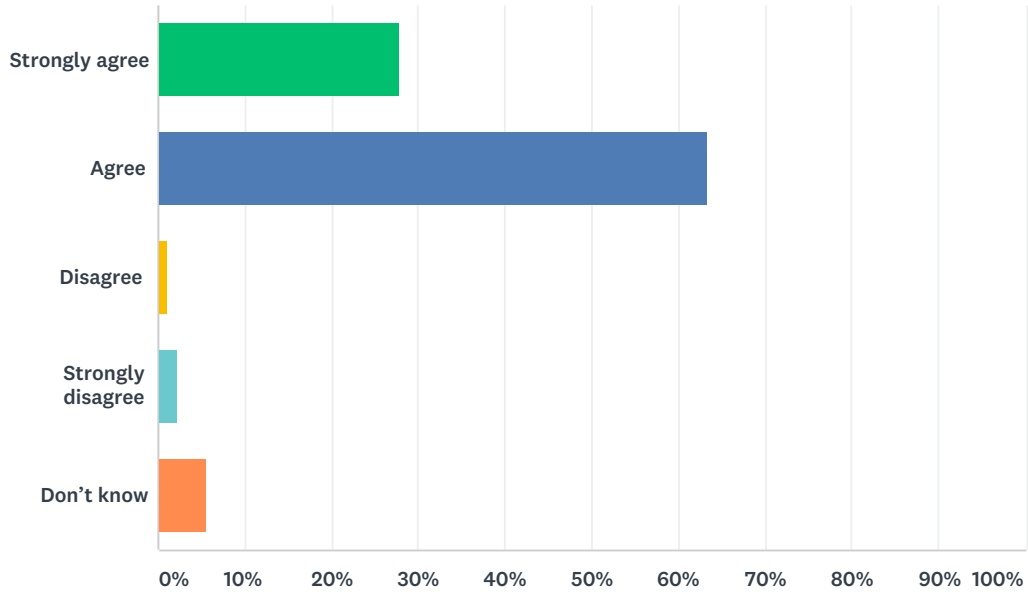
Answered: 90 Skipped: 9



ANSWER CHOICES	RESPONSES	
Strongly agree	13.33%	12
Agree	43.33%	39
Disagree	8.89%	8
Strongly disagree	2.22%	2
Don't know	32.22%	29
TOTAL		90

Q15 My child's school is safe.

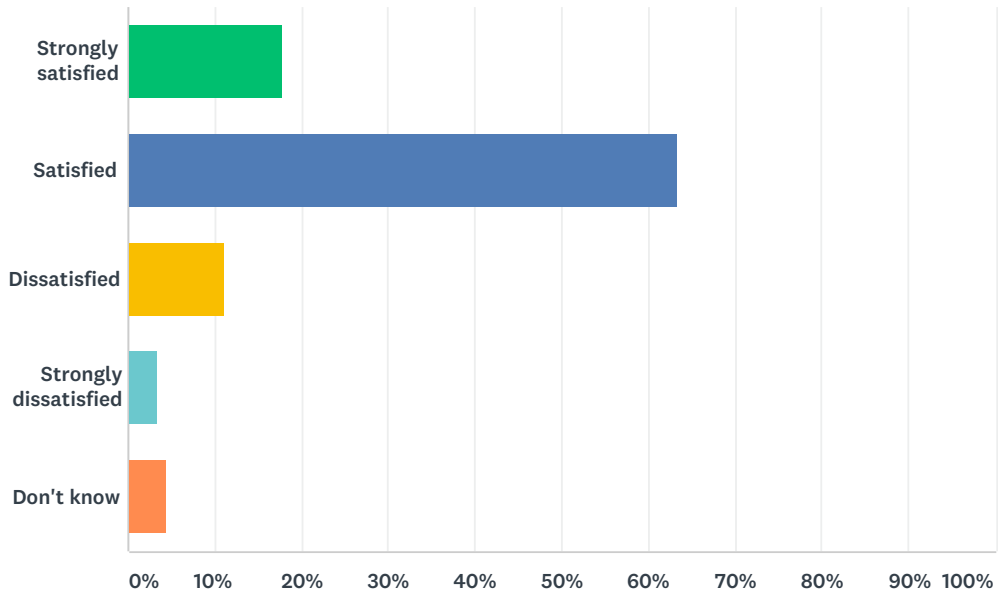
Answered: 90 Skipped: 9



ANSWER CHOICES	RESPONSES	
Strongly agree	27.78%	25
Agree	63.33%	57
Disagree	1.11%	1
Strongly disagree	2.22%	2
Don't know	5.56%	5
TOTAL		90

Q16 How satisfied are you with the resources available to support your child's learning?

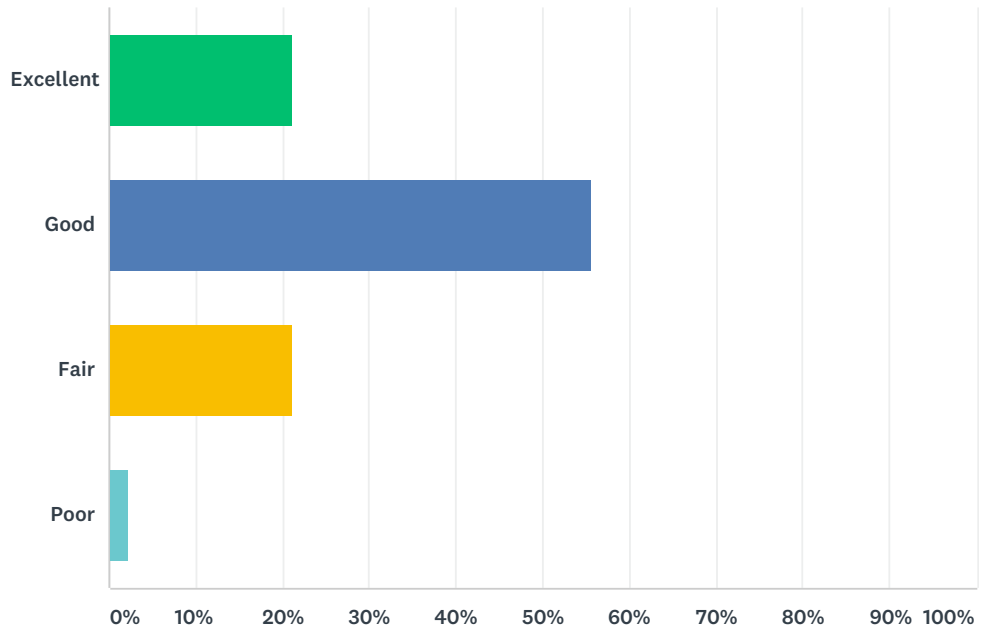
Answered: 90 Skipped: 9



ANSWER CHOICES	RESPONSES	
Strongly satisfied	17.78%	16
Satisfied	63.33%	57
Dissatisfied	11.11%	10
Strongly dissatisfied	3.33%	3
Don't know	4.44%	4
TOTAL		90

Q17 How would you rate the physical condition of your child's school?

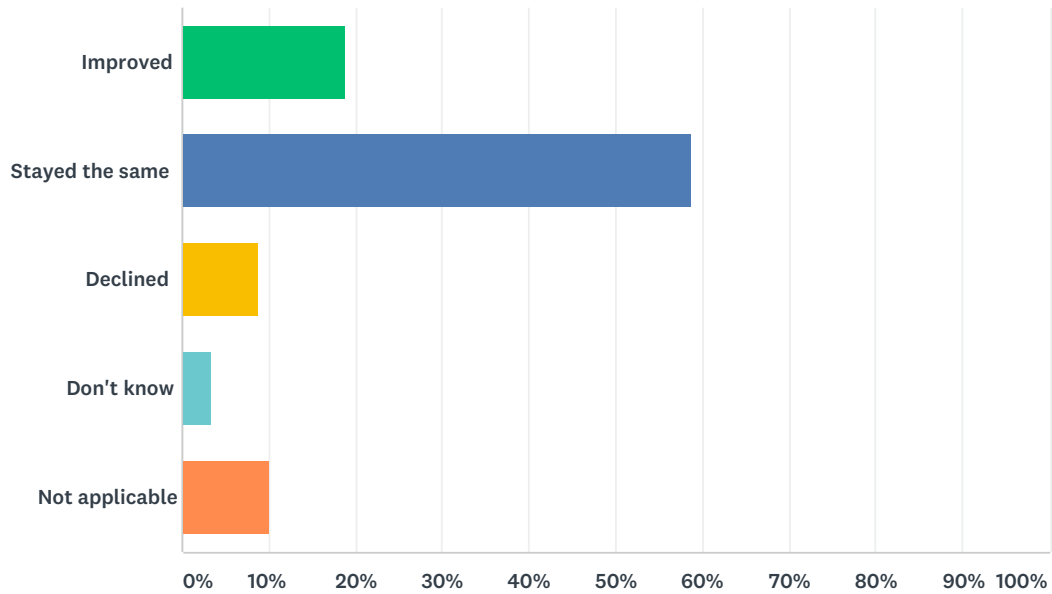
Answered: 90 Skipped: 9



ANSWER CHOICES	RESPONSES	
Excellent	21.11%	19
Good	55.56%	50
Fair	21.11%	19
Poor	2.22%	2
TOTAL		90

Q18 In your opinion, has the quality of education your child has experienced at school improved, stayed the same or declined in the past three years?

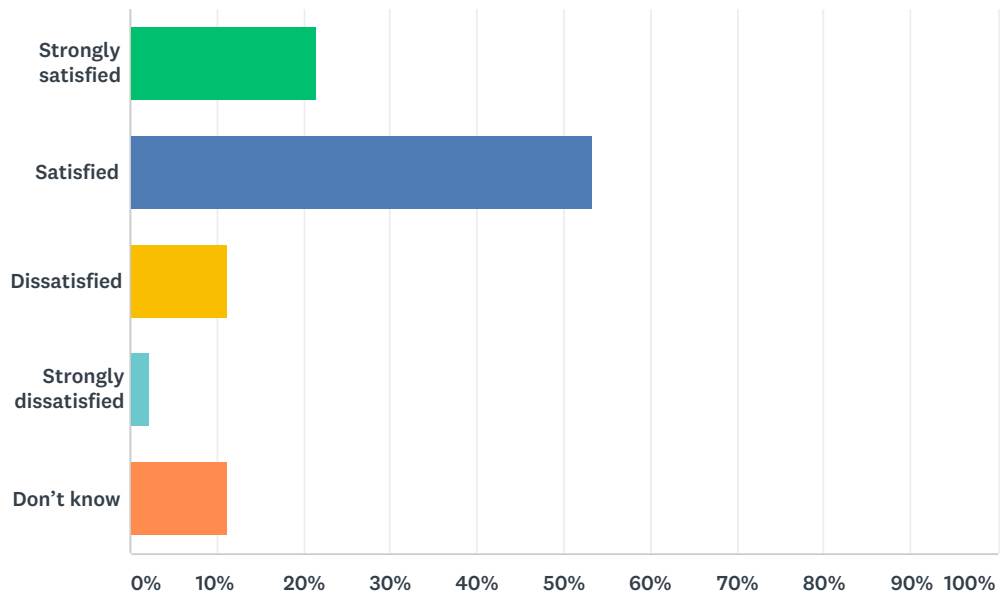
Answered: 90 Skipped: 9



ANSWER CHOICES	RESPONSES	
Improved	18.89%	17
Stayed the same	58.89%	53
Declined	8.89%	8
Don't know	3.33%	3
Not applicable	10.00%	9
TOTAL		90

Q19 How satisfied are you with the opportunity to be involved in decisions at your child's school?

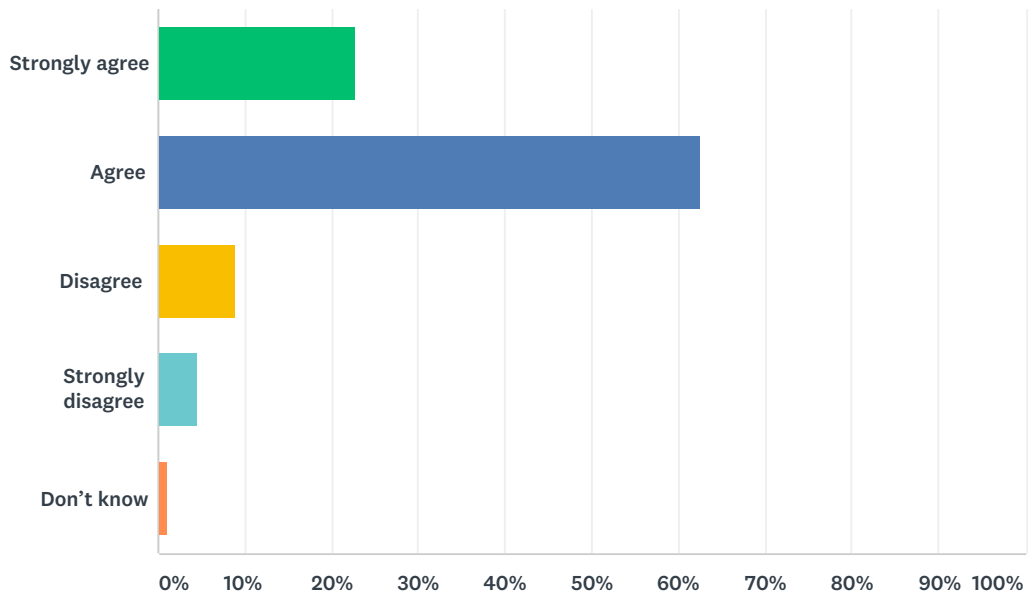
Answered: 88 Skipped: 11



ANSWER CHOICES	RESPONSES	
Strongly satisfied	21.59%	19
Satisfied	53.41%	47
Dissatisfied	11.36%	10
Strongly dissatisfied	2.27%	2
Don't know	11.36%	10
TOTAL		88

Q20 The school keeps me informed about my child's progress and achievement.

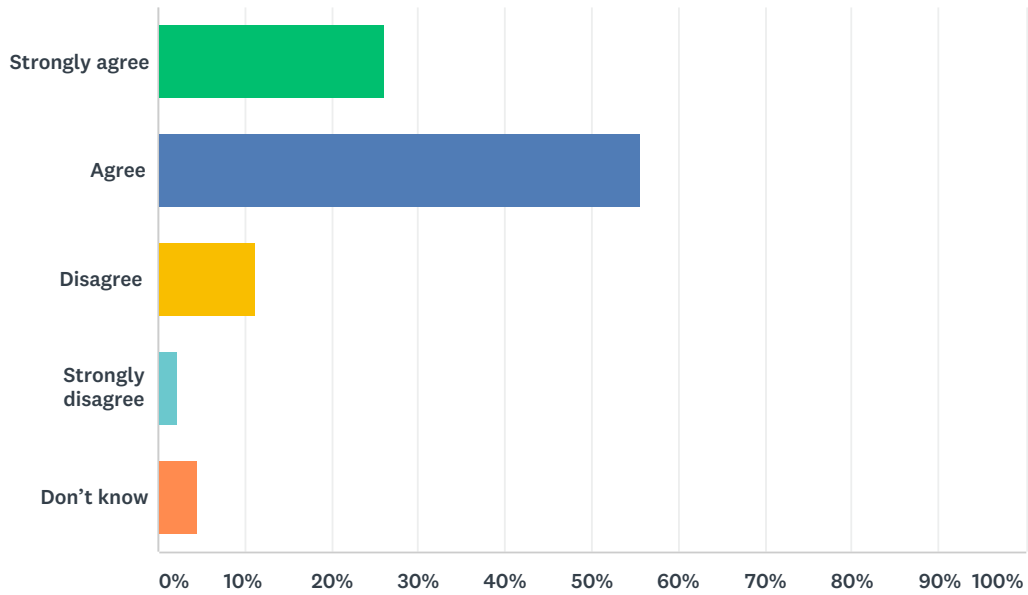
Answered: 88 Skipped: 11



ANSWER CHOICES	RESPONSES	
Strongly agree	22.73%	20
Agree	62.50%	55
Disagree	9.09%	8
Strongly disagree	4.55%	4
Don't know	1.14%	1
TOTAL		88

Q21 There is open and honest communication within my child's school.

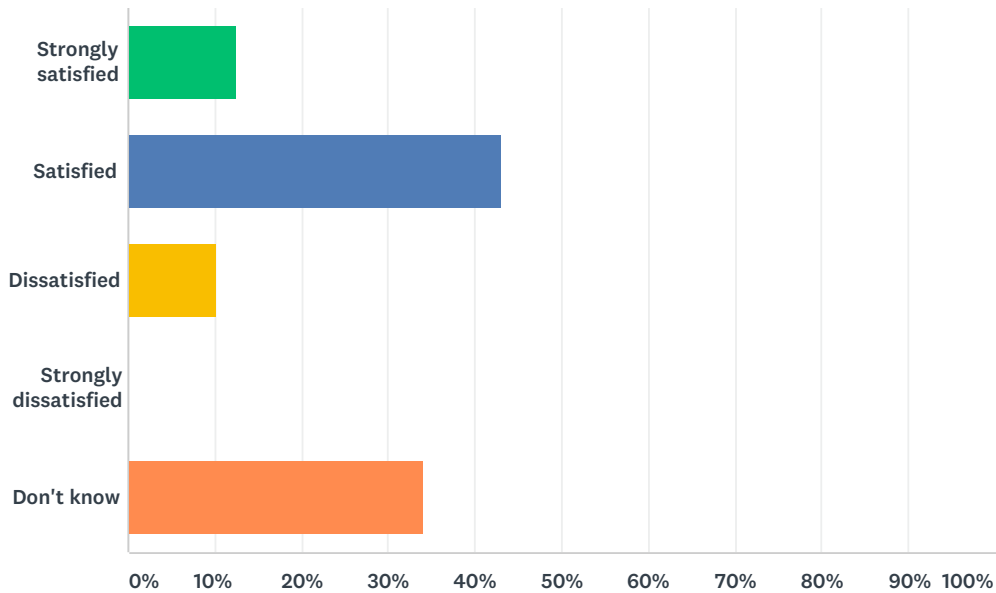
Answered: 88 Skipped: 11



ANSWER CHOICES	RESPONSES	
Strongly agree	26.14%	23
Agree	55.68%	49
Disagree	11.36%	10
Strongly disagree	2.27%	2
Don't know	4.55%	4
TOTAL		88

Q22 How satisfied are you with the community partnerships that may be established at your school? For example: Saffron, KEYS program, Green Certificate, lunch programs, after-school programs, RAP, Tools for School, Scratch Day, Entrepreneurial Adventure, scholarships/grants, etc.

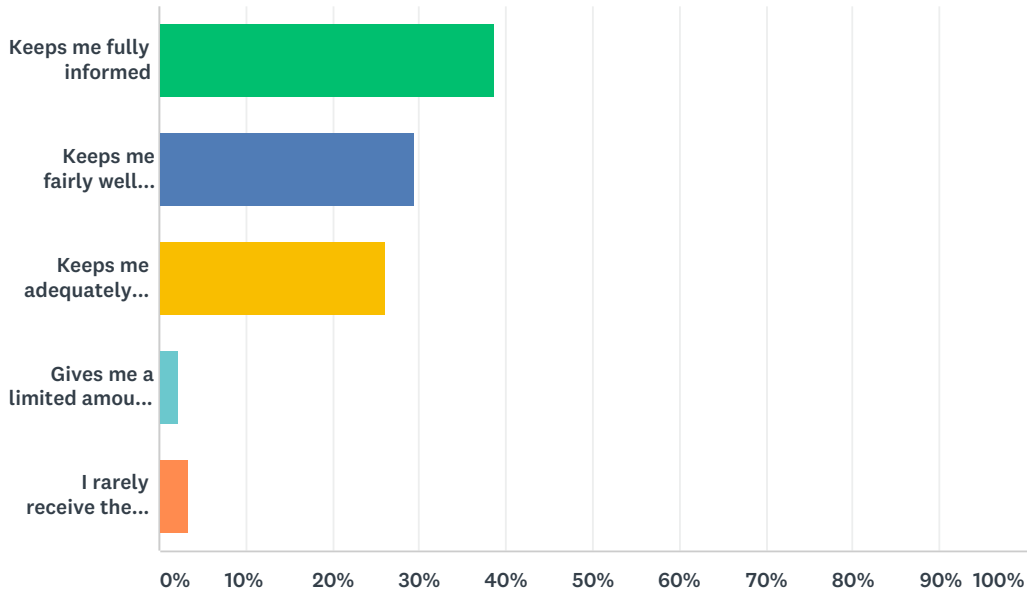
Answered: 88 Skipped: 11



ANSWER CHOICES	RESPONSES	
Strongly satisfied	12.50%	11
Satisfied	43.18%	38
Dissatisfied	10.23%	9
Strongly dissatisfied	0.00%	0
Don't know	34.09%	30
TOTAL		88

Q23 Elk Island Public Schools appreciates the opportunity to stay connected with parents about news, activities, programs and other matters of importance. What is your impression of the communication you receive from your child's school?

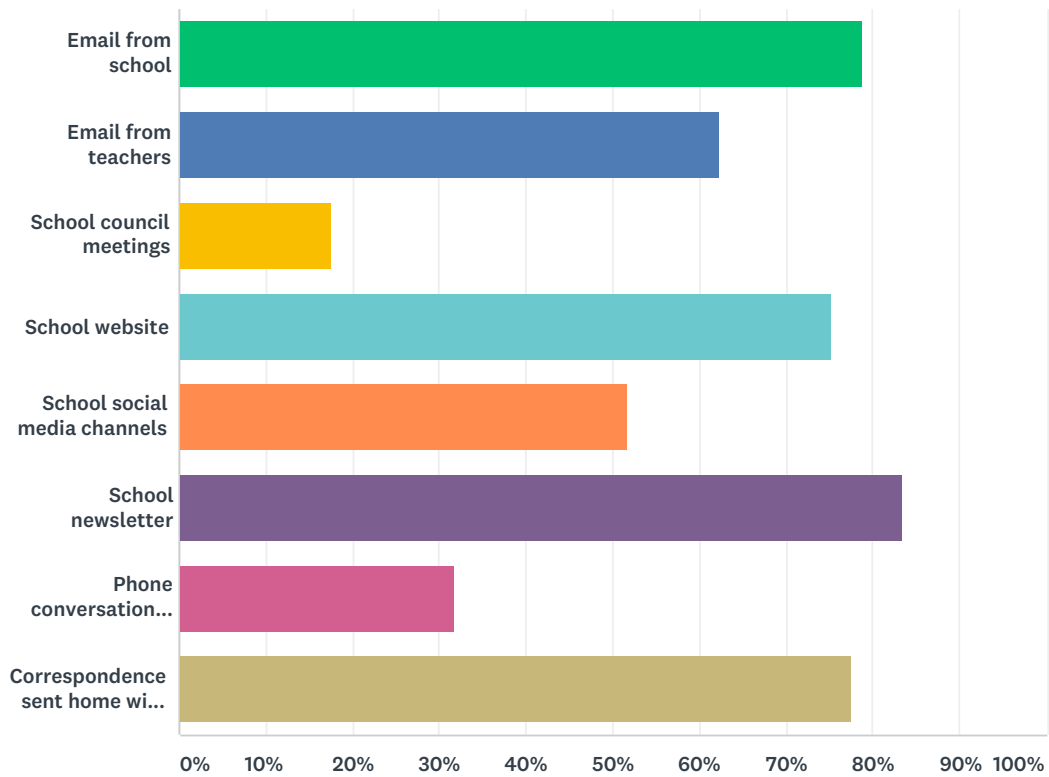
Answered: 88 Skipped: 11



ANSWER CHOICES	RESPONSES	
Keeps me fully informed	38.64%	34
Keeps me fairly well informed	29.55%	26
Keeps me adequately informed	26.14%	23
Gives me a limited amount of information	2.27%	2
I rarely receive the information I need	3.41%	3
TOTAL		88

Q24 Do you regularly make use of the following to keep up to date on school activities, programs, etc.? Check all that apply.

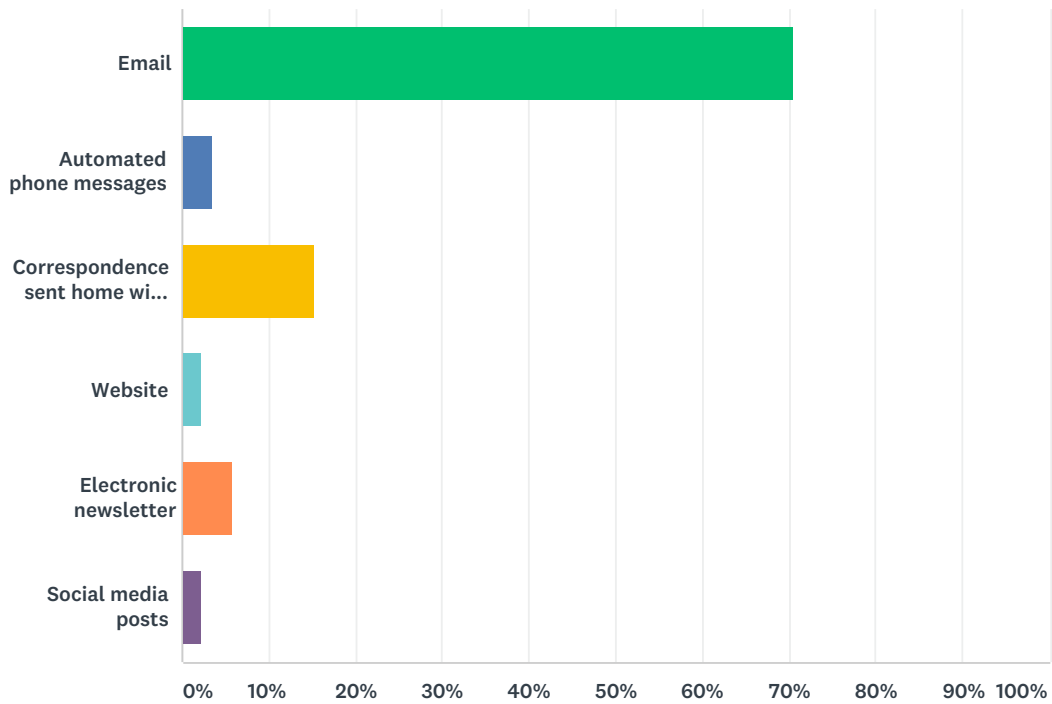
Answered: 85 Skipped: 14



ANSWER CHOICES	RESPONSES	
Email from school	78.82%	67
Email from teachers	62.35%	53
School council meetings	17.65%	15
School website	75.29%	64
School social media channels	51.76%	44
School newsletter	83.53%	71
Phone conversations with school and/or teachers	31.76%	27
Correspondence sent home with your child	77.65%	66
Total Respondents: 85		

Q25 What is your most preferred method of communication from the school and Division?

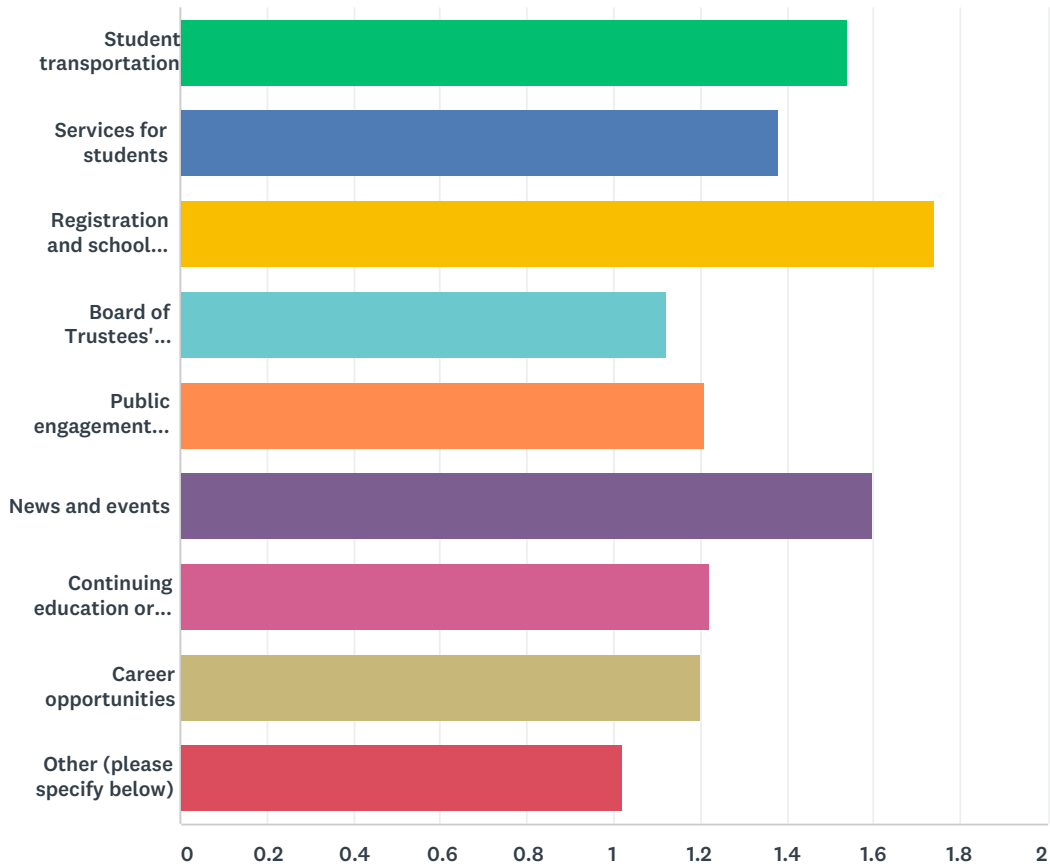
Answered: 85 Skipped: 14



ANSWER CHOICES	RESPONSES	
Email	70.59%	60
Automated phone messages	3.53%	3
Correspondence sent home with your child	15.29%	13
Website	2.35%	2
Electronic newsletter	5.88%	5
Social media posts	2.35%	2
TOTAL		85

Q26 Do you visit the Division website (www.eips.ca) for information on:

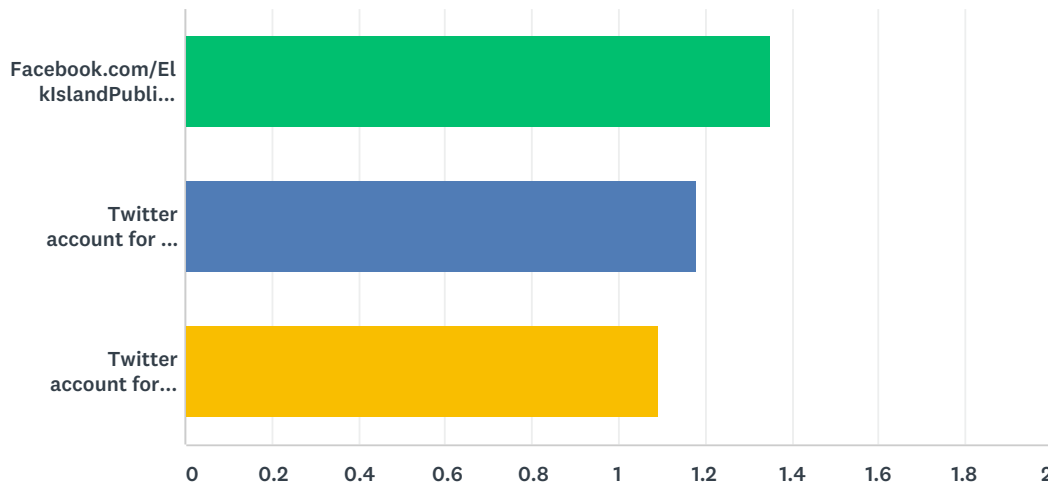
Answered: 85 Skipped: 14



	YES	NO	TOTAL	WEIGHTED AVERAGE
Student transportation	54.12% 46	45.88% 39	85	1.54
Services for students	37.65% 32	62.35% 53	85	1.38
Registration and school boundaries	74.12% 63	25.88% 22	85	1.74
Board of Trustees' meetings	11.76% 10	88.24% 75	85	1.12
Public engagement initiatives	21.18% 18	78.82% 67	85	1.21
News and events	60.00% 51	40.00% 34	85	1.60
Continuing education or summer courses	22.35% 19	77.65% 66	85	1.22
Career opportunities	20.00% 17	80.00% 68	85	1.20
Other (please specify below)	2.35% 2	97.65% 83	85	1.02

Q27 Elk Island Public Schools shares news and information on its social media channels. Do you follow:

Answered: 85 Skipped: 14



	YES	NO	TOTAL	WEIGHTED AVERAGE
Facebook.com/ElkIslandPublicSchools	35.29% 30	64.71% 55	85	1.35
Twitter account for the Division (@eips)	17.65% 15	82.35% 70	85	1.18
Twitter account for EIPS Student Transportation (@eipsST)	9.41% 8	90.59% 77	85	1.09