

# Q1 What school does your child currently attend? If you have more than one child attending an EIPS school or a child who attends classes at more than one EIPS school, complete this survey for each one.

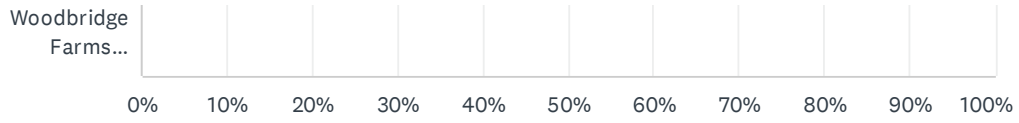
Answered: 67 Skipped: 0

A.L. Horton Elementary									
Ardrossan Elementary									
Ardrossan Junior Senio...									
Bev Facey Community High									
Brentwood Elementary									
Bruderheim School									
Clover Bar Junior High									
Davidson Creek Elementary									
École Campbelltown									
École Parc Élémentaire									
F.R. Haythorne Junior High									
Fort Saskatchewan...									
Fort Saskatchewan...									
Fort Saskatchewan...									
Fultonvale Elementary...									
Glen Allan Elementary									
Heritage Hills Elementary									
James Stewart									

# 2023-24 EIPS Annual Feedback Survey: For Parents and Caregivers

James Mowat Elementary																			
Lakeland Ridge																			
Lamont Elementary																			
Lamont High																			
Mills Haven Elementary																			
Mundare School																			
Next Step Fort Saskatchewan																			
Next Step Sherwood Park																			
Next Step Vegreville																			
Pine Street Elementary																			
Rudolph Hennig Junior High																			
Salisbury Composite High																			
Sherwood Heights Juni...																			
SouthPointe School																			
Strathcona Christian...																			
Strathcona Christian...																			
Uncas Elementary																			
Vegreville Composite High																			
Wes Hosford Elementary																			
Westboro Elementary																			
Win Ferguson Elementary																			

# 2023-24 EIPS Annual Feedback Survey: For Parents and Caregivers



2023-24 EIPS Annual Feedback Survey: For Parents and Caregivers

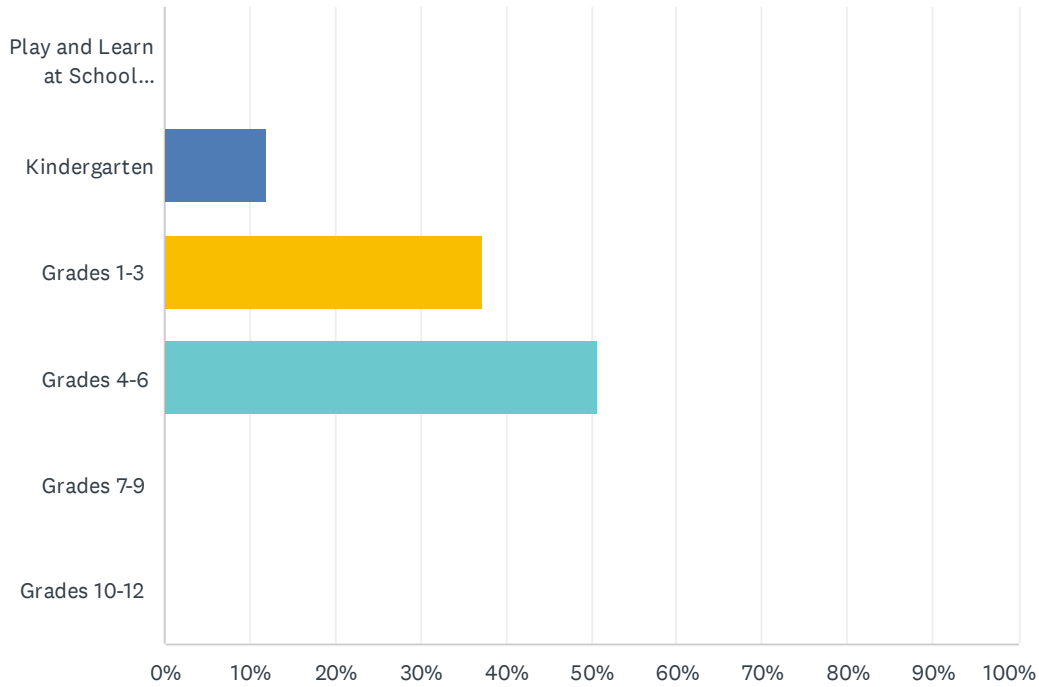
ANSWER CHOICES	RESPONSES	
A.L. Horton Elementary	0.00%	0
Ardrossan Elementary	0.00%	0
Ardrossan Junior Senior High	0.00%	0
Bev Facey Community High	0.00%	0
Brentwood Elementary	0.00%	0
Bruderheim School	0.00%	0
Clover Bar Junior High	0.00%	0
Davidson Creek Elementary	0.00%	0
École Campbelltown	0.00%	0
École Parc Élémentaire	0.00%	0
F.R. Haythorne Junior High	0.00%	0
Fort Saskatchewan Christian	0.00%	0
Fort Saskatchewan Elementary	0.00%	0
Fort Saskatchewan High	0.00%	0
Fultonvale Elementary Junior High	0.00%	0
Glen Allan Elementary	0.00%	0
Heritage Hills Elementary	0.00%	0
James Mowat Elementary	0.00%	0
Lakeland Ridge	0.00%	0
Lamont Elementary	0.00%	0
Lamont High	0.00%	0
Mills Haven Elementary	0.00%	0
Mundare School	0.00%	0
Next Step Fort Saskatchewan	0.00%	0
Next Step Sherwood Park	0.00%	0
Next Step Vegreville	0.00%	0
Pine Street Elementary	0.00%	0
Rudolph Hennig Junior High	0.00%	0
Salisbury Composite High	0.00%	0
Sherwood Heights Junior High	0.00%	0
SouthPointe School	0.00%	0
Strathcona Christian Academy Elementary	0.00%	0

2023-24 EIPS Annual Feedback Survey: For Parents and Caregivers

Strathcona Christian Academy Secondary	0.00%	0
Uncas Elementary	0.00%	0
Vegreville Composite High	0.00%	0
Wes Hosford Elementary	100.00%	67
Westboro Elementary	0.00%	0
Win Ferguson Elementary	0.00%	0
Woodbridge Farms Elementary	0.00%	0
<b>TOTAL</b>		<b>67</b>

## Q2 What grade is your child currently in?

Answered: 67 Skipped: 0



ANSWER CHOICES	RESPONSES	
Play and Learn at School (PALS)	0.00%	0
Kindergarten	11.94%	8
Grades 1-3	37.31%	25
Grades 4-6	50.75%	34
Grades 7-9	0.00%	0
Grades 10-12	0.00%	0
<b>TOTAL</b>		<b>67</b>

### Q3 As a result of being in the Play and Learn at School (PALS) program, my child's demonstrating growth in their development.

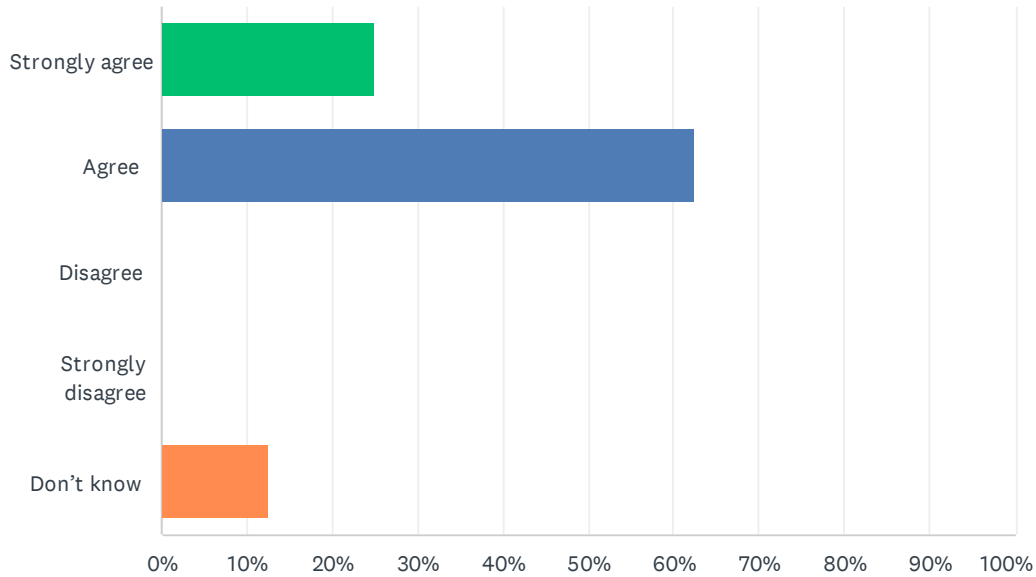
Answered: 0 Skipped: 67

 No matching responses.

ANSWER CHOICES	RESPONSES
Strongly agree	0.00% 0
Agree	0.00% 0
Disagree	0.00% 0
Strongly disagree	0.00% 0
Don't know	0.00% 0
TOTAL	0

### Q4 As a result of being in the kindergarten program, my child's becoming ready to enter Grade 1.

Answered: 8 Skipped: 59

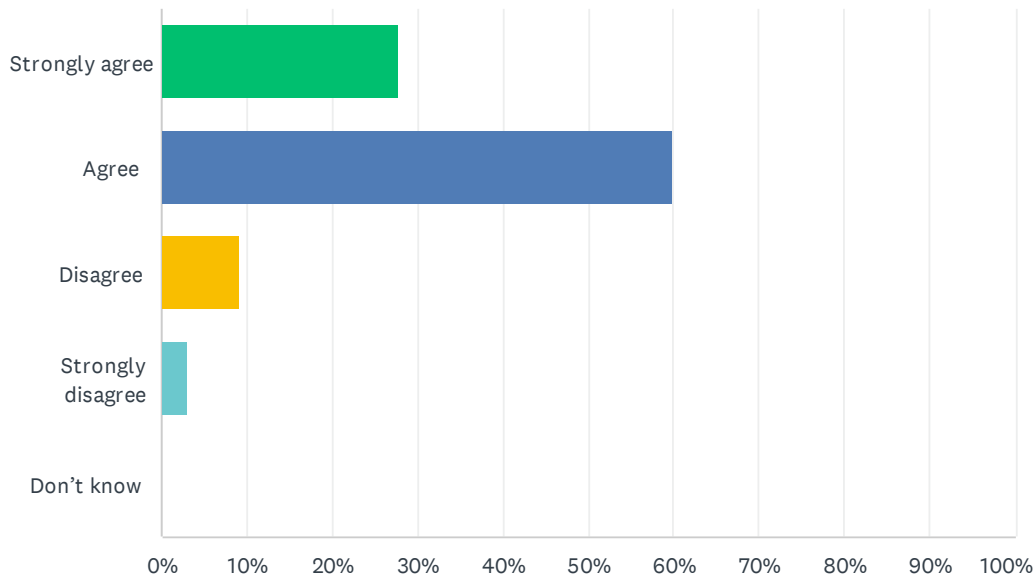


ANSWER CHOICES	RESPONSES	
Strongly agree	25.00%	2
Agree	62.50%	5
Disagree	0.00%	0
Strongly disagree	0.00%	0
Don't know	12.50%	1
<b>TOTAL</b>		<b>8</b>



## Q5 My child's individual needs are met.

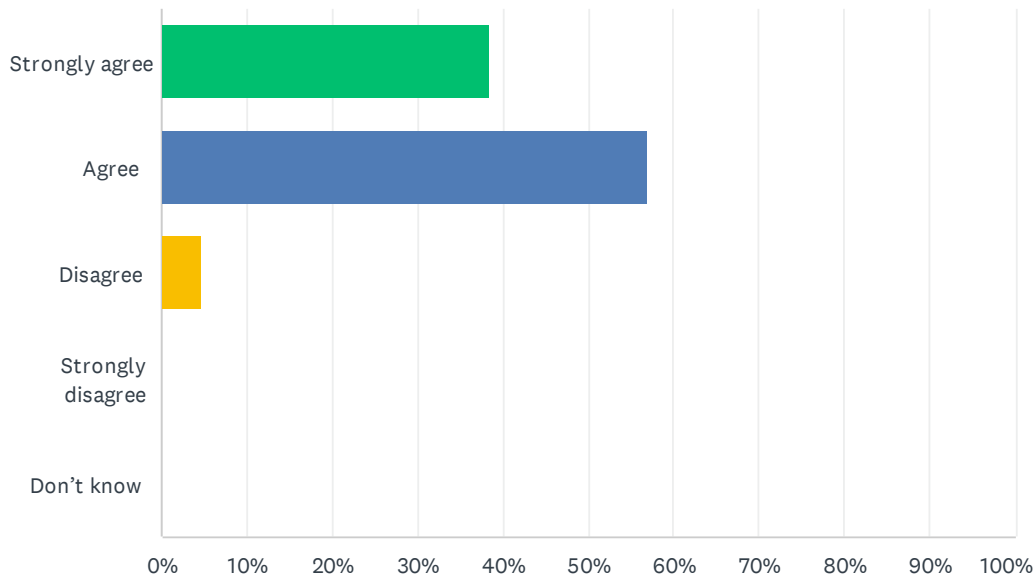
Answered: 65 Skipped: 2



ANSWER CHOICES	RESPONSES	
Strongly agree	27.69%	18
Agree	60.00%	39
Disagree	9.23%	6
Strongly disagree	3.08%	2
Don't know	0.00%	0
<b>TOTAL</b>		<b>65</b>

## Q6 My child's encouraged to do their best.

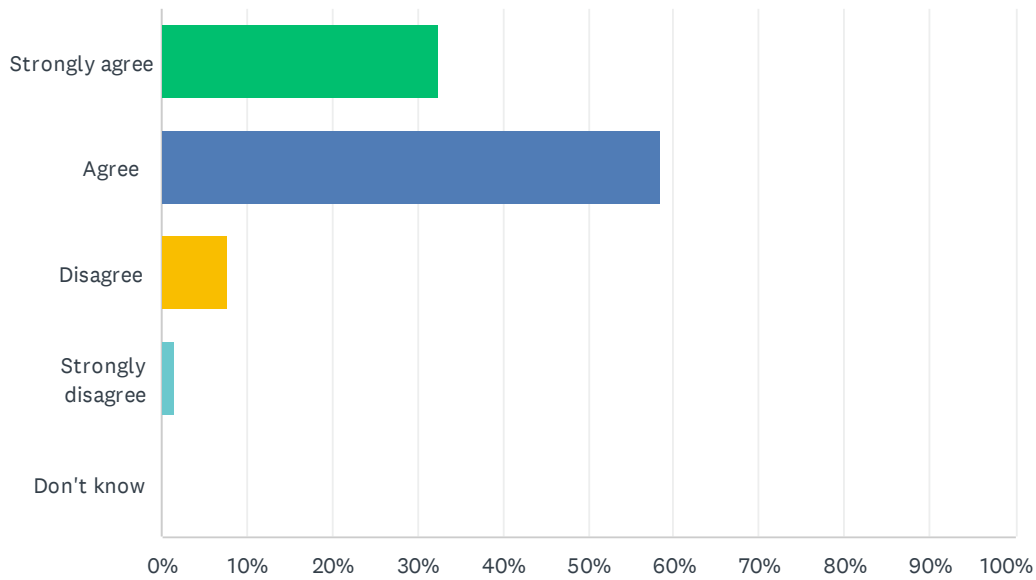
Answered: 65 Skipped: 2



ANSWER CHOICES	RESPONSES	
Strongly agree	38.46%	25
Agree	56.92%	37
Disagree	4.62%	3
Strongly disagree	0.00%	0
Don't know	0.00%	0
<b>TOTAL</b>		<b>65</b>

## Q7 My child's demonstrating growth in literacy.

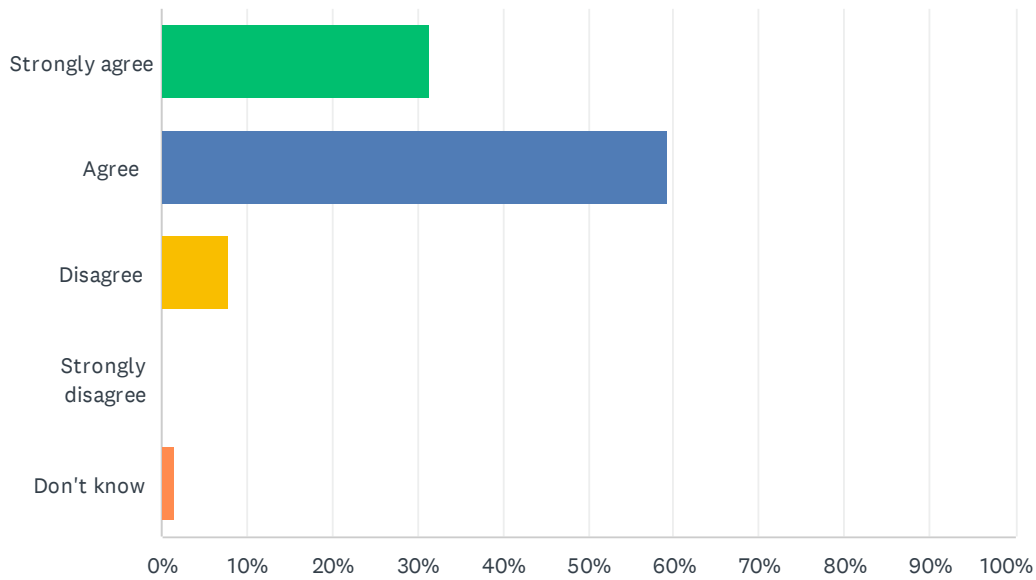
Answered: 65 Skipped: 2



ANSWER CHOICES	RESPONSES	
Strongly agree	32.31%	21
Agree	58.46%	38
Disagree	7.69%	5
Strongly disagree	1.54%	1
Don't know	0.00%	0
<b>TOTAL</b>		<b>65</b>

## Q8 My child's demonstrating growth in numeracy.

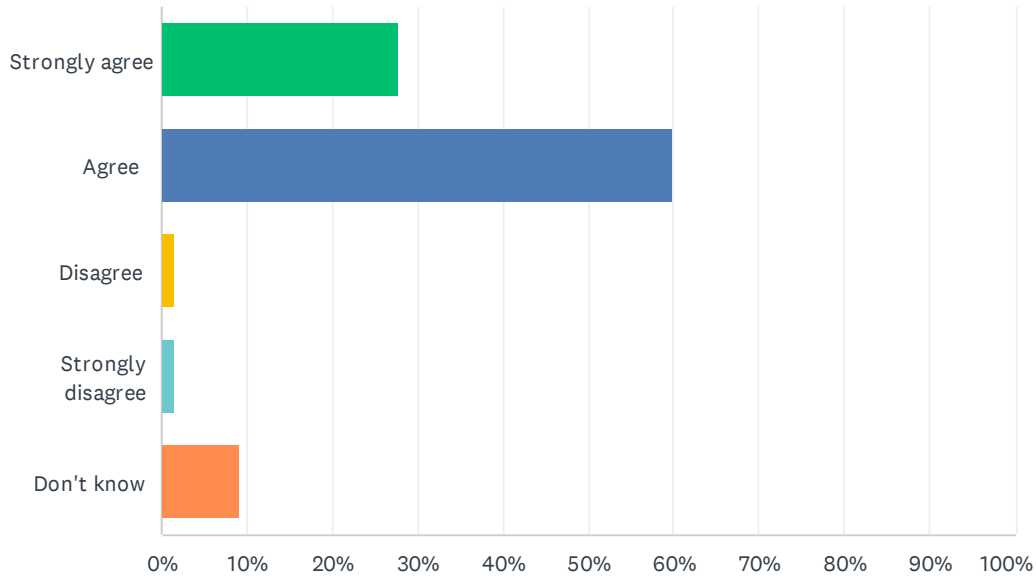
Answered: 64 Skipped: 3



ANSWER CHOICES	RESPONSES	
Strongly agree	31.25%	20
Agree	59.38%	38
Disagree	7.81%	5
Strongly disagree	0.00%	0
Don't know	1.56%	1
<b>TOTAL</b>		<b>64</b>

## Q9 My child has an understanding of First Nations, Métis and Inuit culture and history.

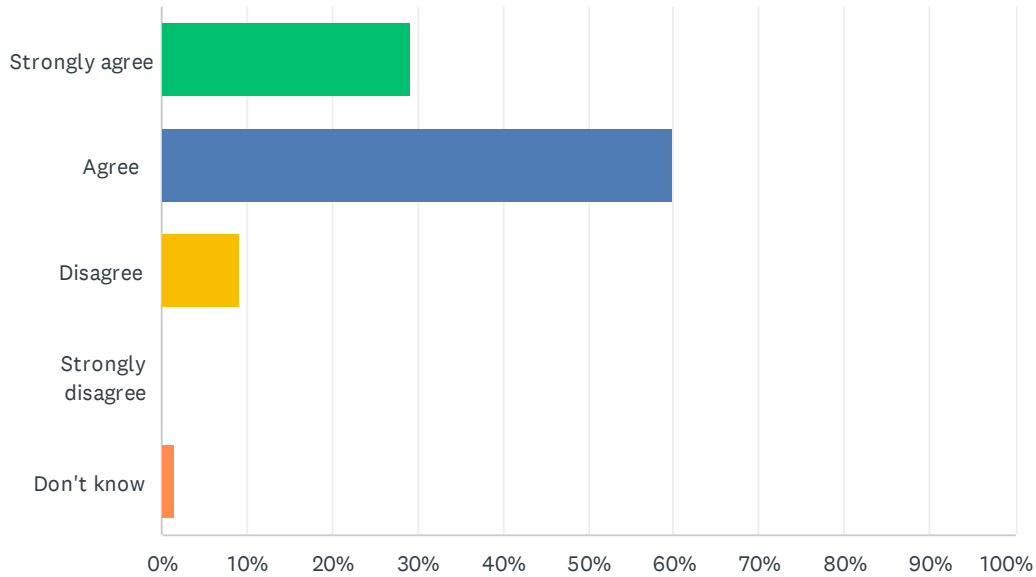
Answered: 65 Skipped: 2



ANSWER CHOICES	RESPONSES	
Strongly agree	27.69%	18
Agree	60.00%	39
Disagree	1.54%	1
Strongly disagree	1.54%	1
Don't know	9.23%	6
<b>TOTAL</b>		<b>65</b>

## Q10 My child's learning the knowledge, skills and attitudes necessary to be successful in life.

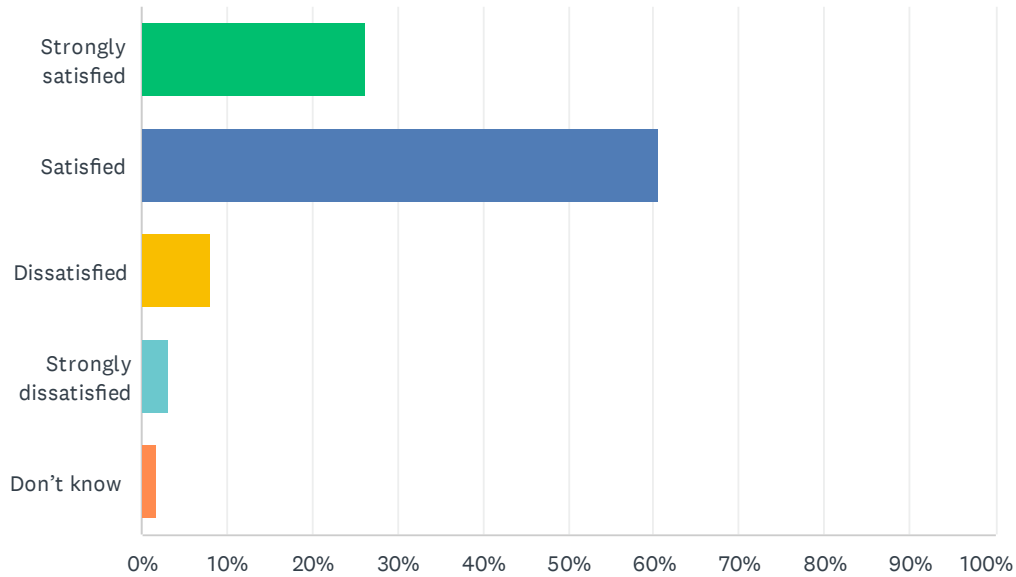
Answered: 65 Skipped: 2



ANSWER CHOICES	RESPONSES	
Strongly agree	29.23%	19
Agree	60.00%	39
Disagree	9.23%	6
Strongly disagree	0.00%	0
Don't know	1.54%	1
<b>TOTAL</b>		<b>65</b>

## Q11 How satisfied are you with the quality of education your child's receiving at school?

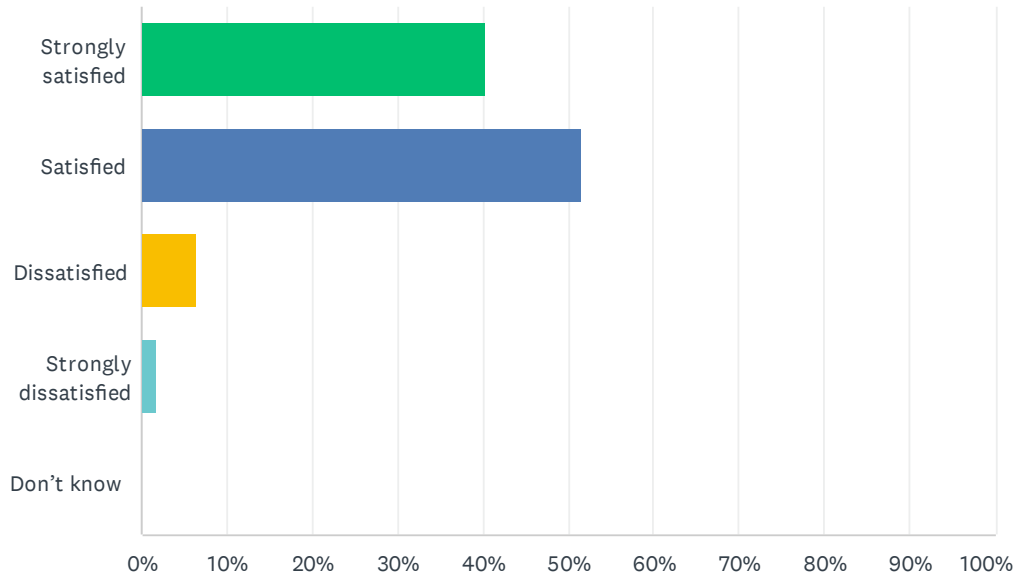
Answered: 61 Skipped: 6



ANSWER CHOICES	RESPONSES	
Strongly satisfied	26.23%	16
Satisfied	60.66%	37
Dissatisfied	8.20%	5
Strongly dissatisfied	3.28%	2
Don't know	1.64%	1
<b>TOTAL</b>		<b>61</b>

## Q12 How satisfied are you with the quality of teaching at your child's school?

Answered: 62 Skipped: 5

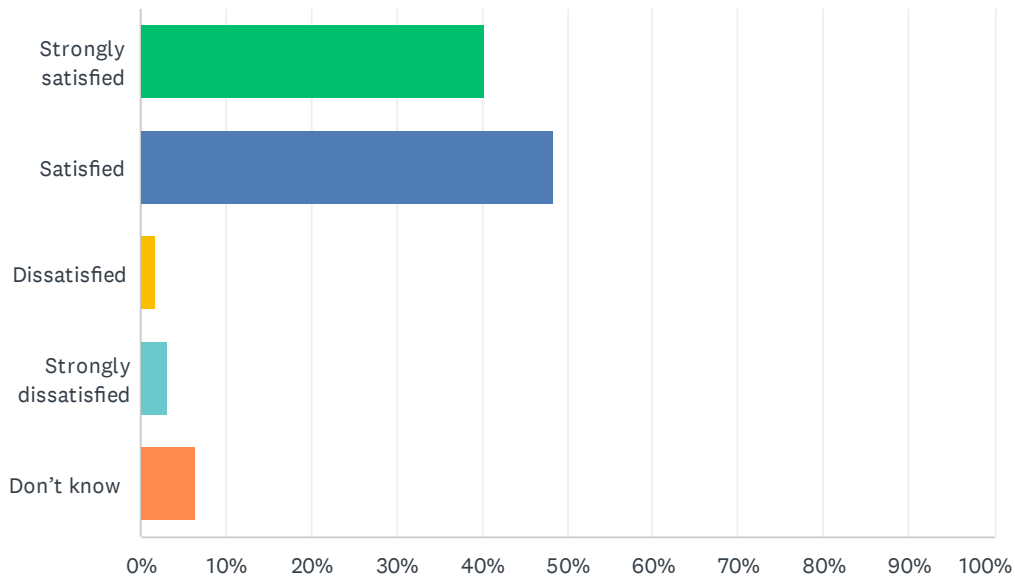


ANSWER CHOICES	RESPONSES	
Strongly satisfied	40.32%	25
Satisfied	51.61%	32
Dissatisfied	6.45%	4
Strongly dissatisfied	1.61%	1
Don't know	0.00%	0
<b>TOTAL</b>		<b>62</b>



## Q13 How satisfied are you with the leadership at your child's school?

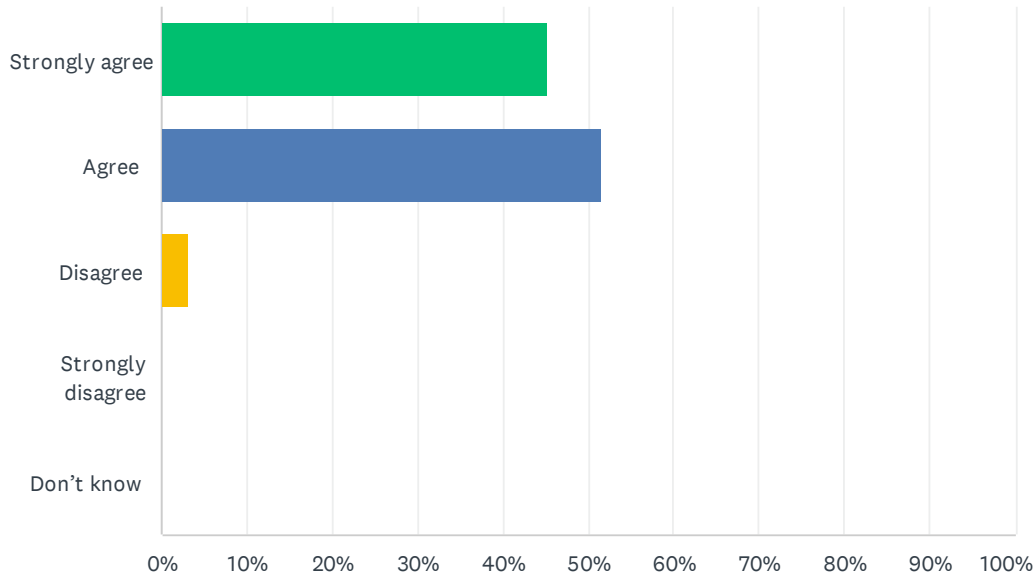
Answered: 62 Skipped: 5



ANSWER CHOICES	RESPONSES	
Strongly satisfied	40.32%	25
Satisfied	48.39%	30
Dissatisfied	1.61%	1
Strongly dissatisfied	3.23%	2
Don't know	6.45%	4
<b>TOTAL</b>		<b>62</b>

### Q14 My child’s school encourages my child to be a responsible, respectful and engaged citizen.

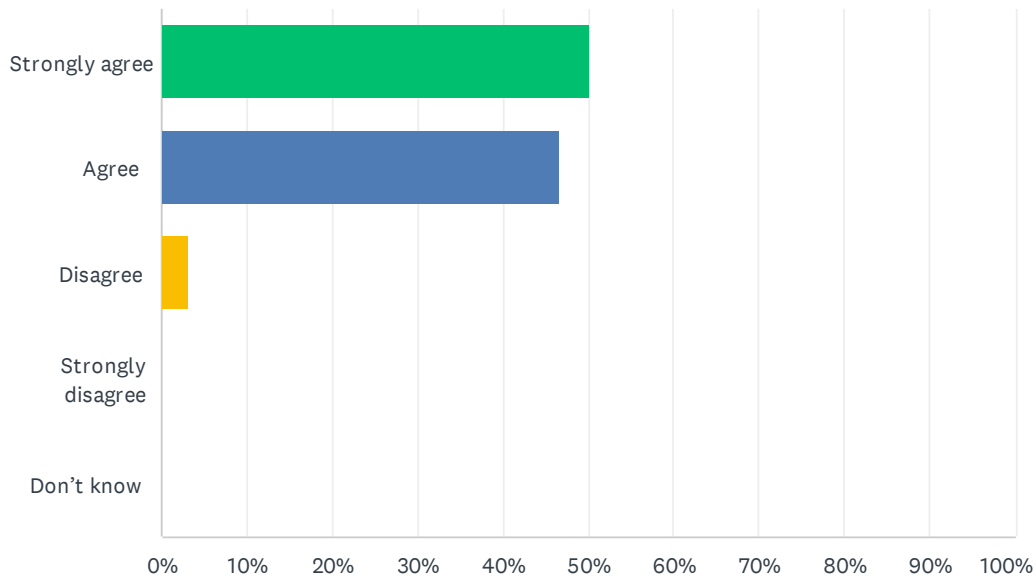
Answered: 62 Skipped: 5



ANSWER CHOICES	RESPONSES	
Strongly agree	45.16%	28
Agree	51.61%	32
Disagree	3.23%	2
Strongly disagree	0.00%	0
Don't know	0.00%	0
<b>TOTAL</b>		<b>62</b>

## Q15 School staff care about my child.

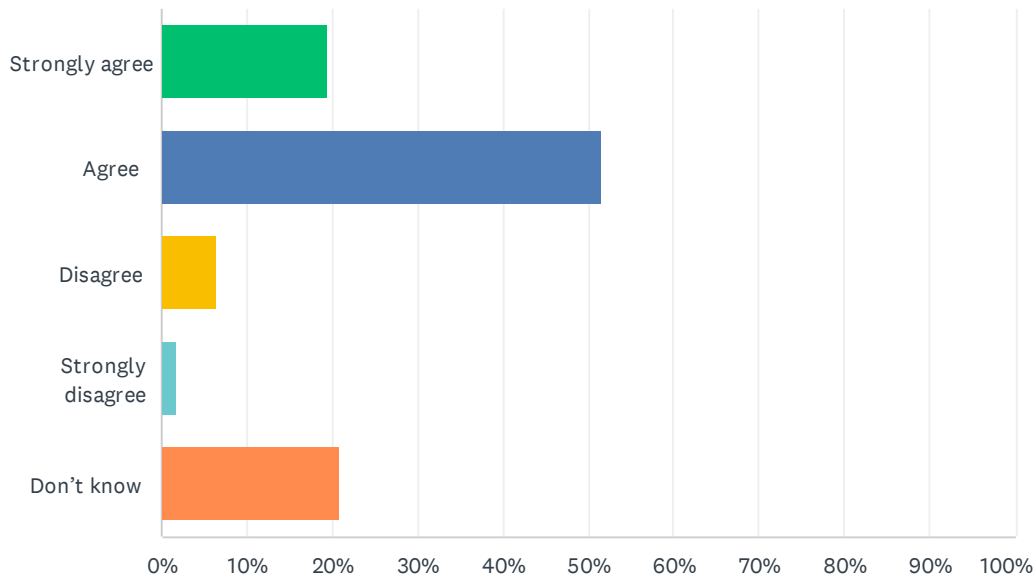
Answered: 62 Skipped: 5



ANSWER CHOICES	RESPONSES	
Strongly agree	50.00%	31
Agree	46.77%	29
Disagree	3.23%	2
Strongly disagree	0.00%	0
Don't know	0.00%	0
<b>TOTAL</b>		<b>62</b>

## Q16 My child's school handles discipline fairly and reasonably.

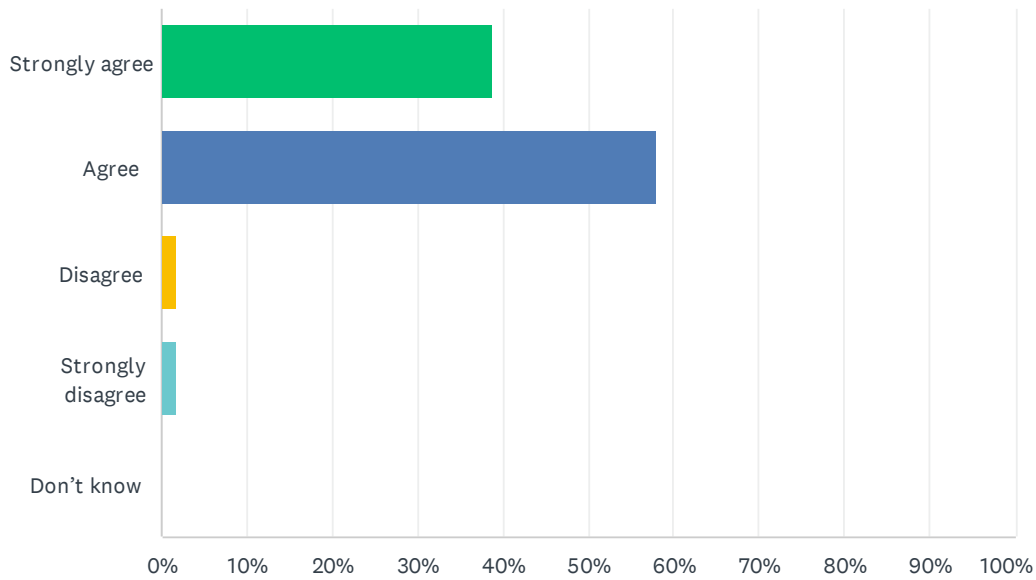
Answered: 62 Skipped: 5



ANSWER CHOICES	RESPONSES	
Strongly agree	19.35%	12
Agree	51.61%	32
Disagree	6.45%	4
Strongly disagree	1.61%	1
Don't know	20.97%	13
<b>TOTAL</b>		<b>62</b>

## Q17 My child's school is safe.

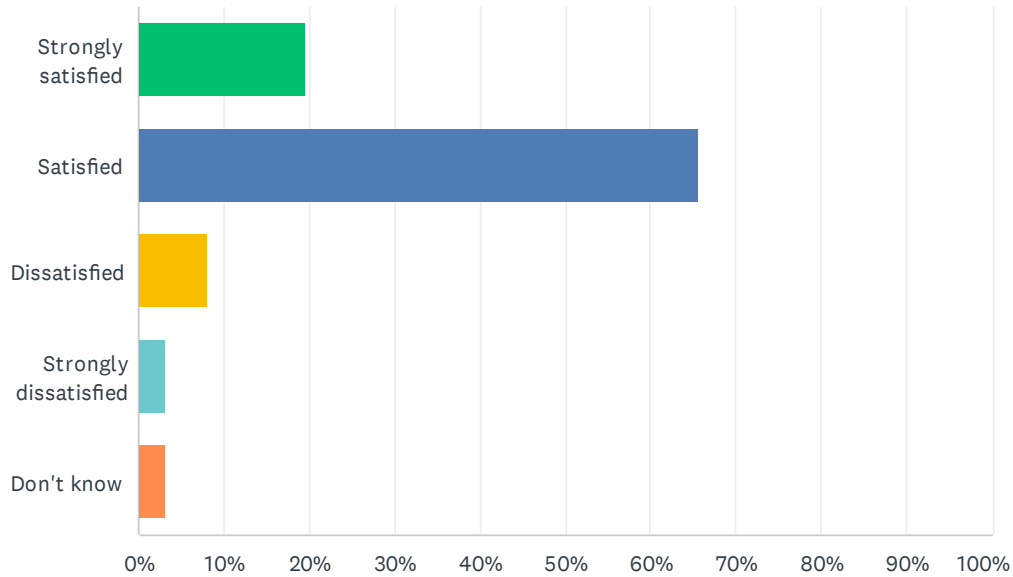
Answered: 62 Skipped: 5



ANSWER CHOICES	RESPONSES	
Strongly agree	38.71%	24
Agree	58.06%	36
Disagree	1.61%	1
Strongly disagree	1.61%	1
Don't know	0.00%	0
<b>TOTAL</b>		<b>62</b>

## Q18 How satisfied are you with the resources available to support your child's learning?

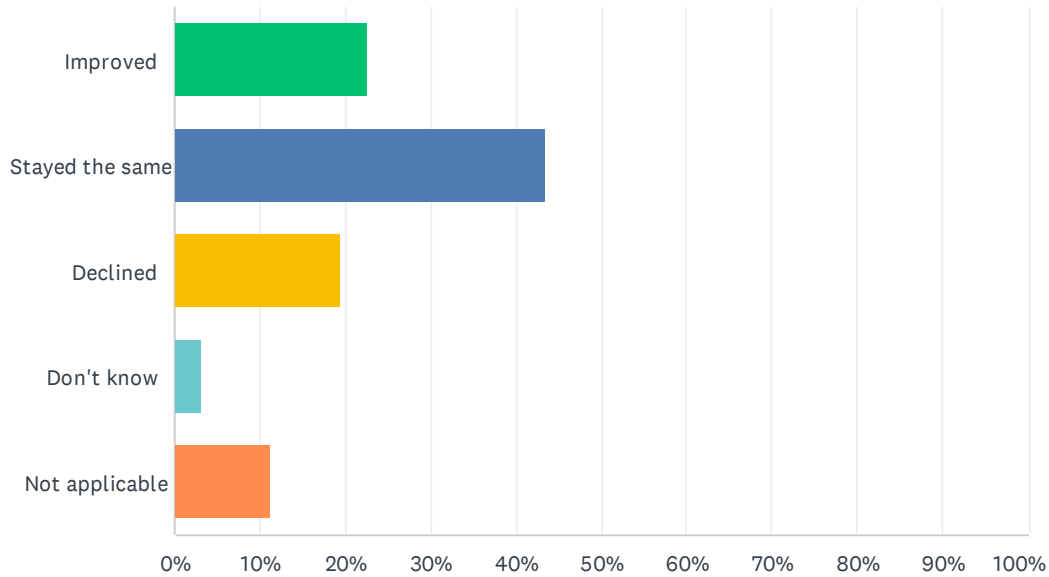
Answered: 61 Skipped: 6



ANSWER CHOICES	RESPONSES	
Strongly satisfied	19.67%	12
Satisfied	65.57%	40
Dissatisfied	8.20%	5
Strongly dissatisfied	3.28%	2
Don't know	3.28%	2
<b>TOTAL</b>		<b>61</b>

### Q19 In your opinion, has the quality of education your child's experienced improved, stayed the same or declined in the past three years?

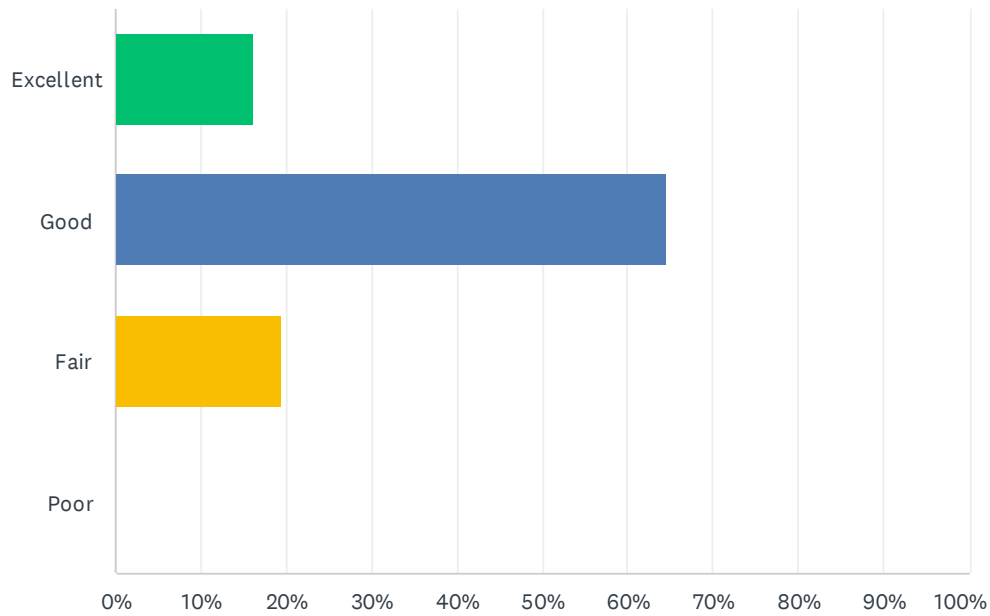
Answered: 62 Skipped: 5



ANSWER CHOICES	RESPONSES	
Improved	22.58%	14
Stayed the same	43.55%	27
Declined	19.35%	12
Don't know	3.23%	2
Not applicable	11.29%	7
<b>TOTAL</b>		<b>62</b>

## Q20 How do you rate the physical condition of your child's school?

Answered: 62 Skipped: 5

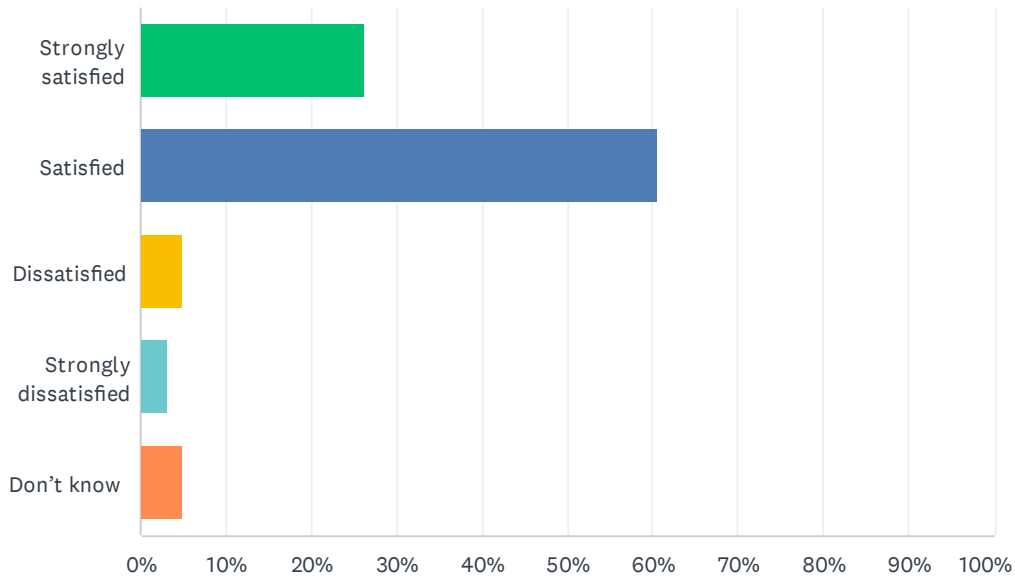


ANSWER CHOICES	RESPONSES	
Excellent	16.13%	10
Good	64.52%	40
Fair	19.35%	12
Poor	0.00%	0
<b>TOTAL</b>		<b>62</b>



**Q21 How satisfied are you with the opportunities provided to be involved in your child's education? Refer to the EIPS Parent Engagement overview for examples of involvement and engagement opportunities that help support student success.**

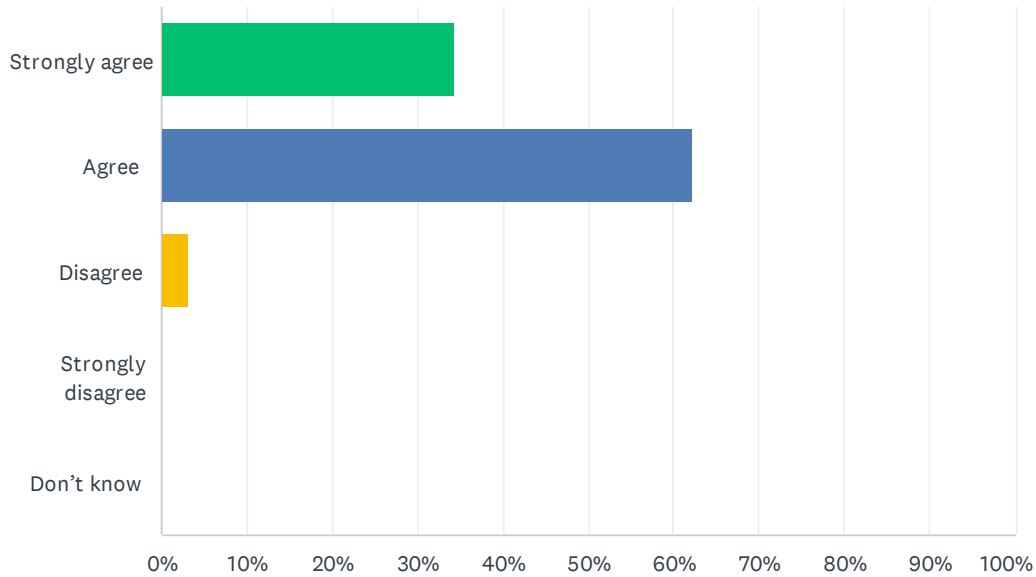
Answered: 61 Skipped: 6



ANSWER CHOICES	RESPONSES	
Strongly satisfied	26.23%	16
Satisfied	60.66%	37
Dissatisfied	4.92%	3
Strongly dissatisfied	3.28%	2
Don't know	4.92%	3
<b>TOTAL</b>		<b>61</b>

## Q22 The school keeps me informed about my child's progress and achievement.

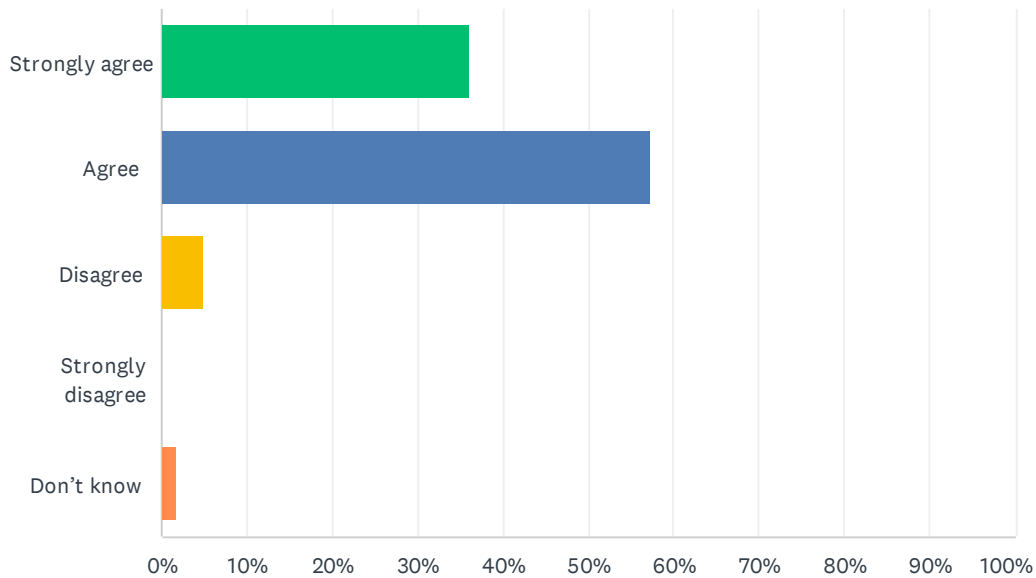
Answered: 61 Skipped: 6



ANSWER CHOICES	RESPONSES	
Strongly agree	34.43%	21
Agree	62.30%	38
Disagree	3.28%	2
Strongly disagree	0.00%	0
Don't know	0.00%	0
<b>TOTAL</b>		<b>61</b>

## Q23 There is open and honest communication within my child's school.

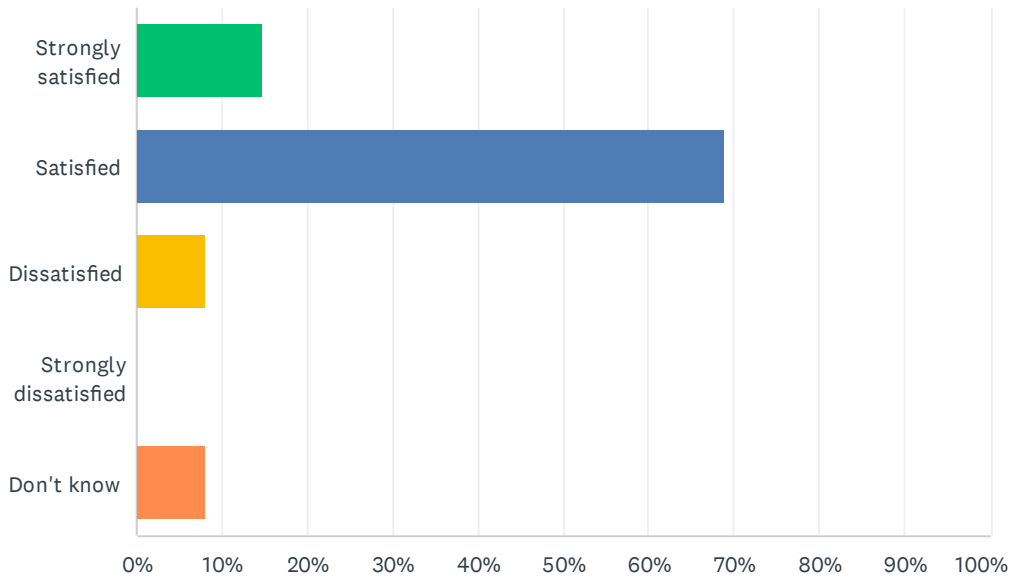
Answered: 61 Skipped: 6



ANSWER CHOICES	RESPONSES	
Strongly agree	36.07%	22
Agree	57.38%	35
Disagree	4.92%	3
Strongly disagree	0.00%	0
Don't know	1.64%	1
<b>TOTAL</b>		<b>61</b>

## Q24 How satisfied are you with the Division’s commitment to engaging stakeholders—including parents and caregivers—about matters that affect decision-making and public education?

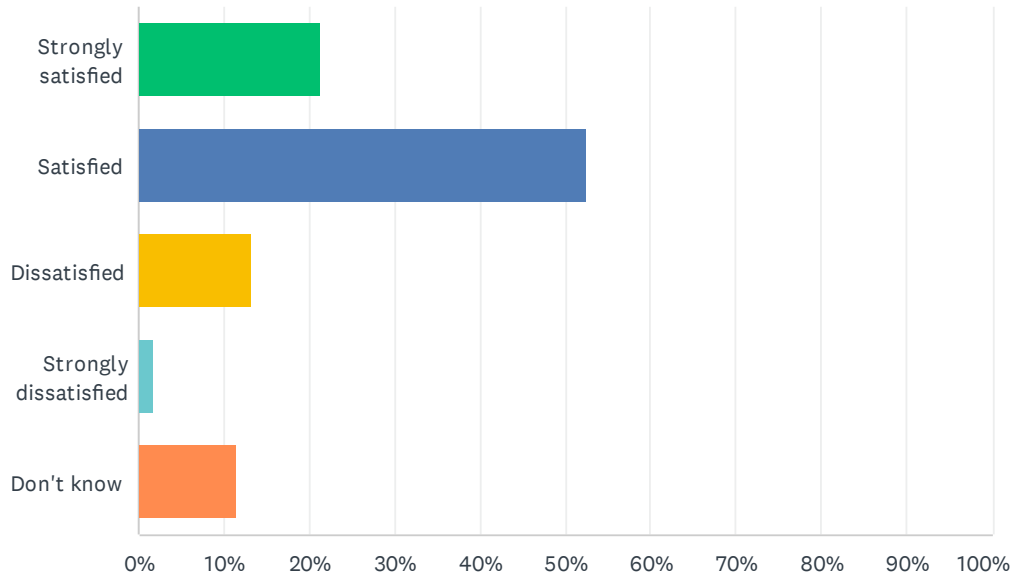
Answered: 61 Skipped: 6



ANSWER CHOICES	RESPONSES
Strongly satisfied	14.75% 9
Satisfied	68.85% 42
Dissatisfied	8.20% 5
Strongly dissatisfied	0.00% 0
Don't know	8.20% 5
<b>TOTAL</b>	<b>61</b>

## Q25 How satisfied are you with the Division’s commitment to advocating for public education?

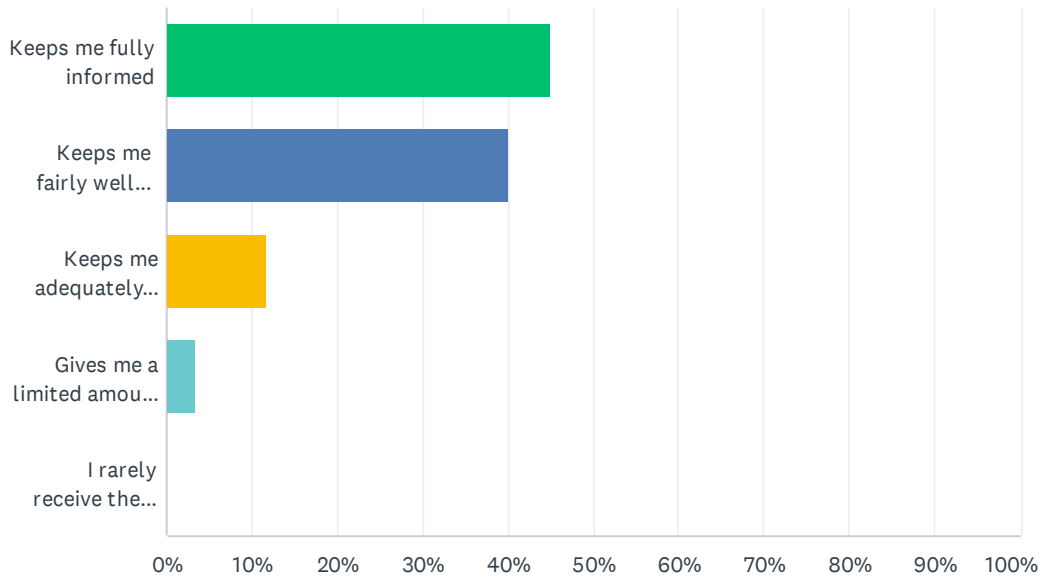
Answered: 61 Skipped: 6



ANSWER CHOICES	RESPONSES	
Strongly satisfied	21.31%	13
Satisfied	52.46%	32
Dissatisfied	13.11%	8
Strongly dissatisfied	1.64%	1
Don't know	11.48%	7
<b>TOTAL</b>		<b>61</b>

**Q26 Elk Island Public Schools appreciates the opportunity to stay connected with parents about news, activities, programs and other matters of importance. What is your impression of the communication you receive from your child's school?**

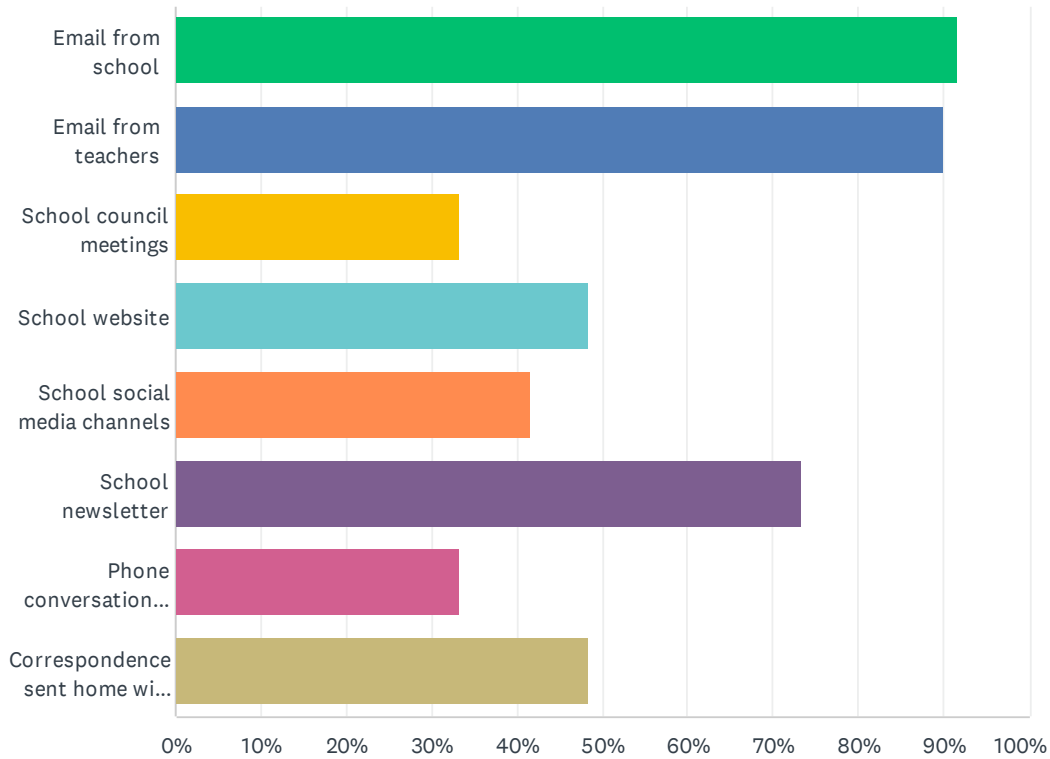
Answered: 60 Skipped: 7



ANSWER CHOICES	RESPONSES	
Keeps me fully informed	45.00%	27
Keeps me fairly well informed	40.00%	24
Keeps me adequately informed	11.67%	7
Gives me a limited amount of information	3.33%	2
I rarely receive the information I need	0.00%	0
<b>TOTAL</b>		<b>60</b>

## Q27 Do you regularly make use of the following to keep up to date on school activities, programs, etc.? Check all that apply.

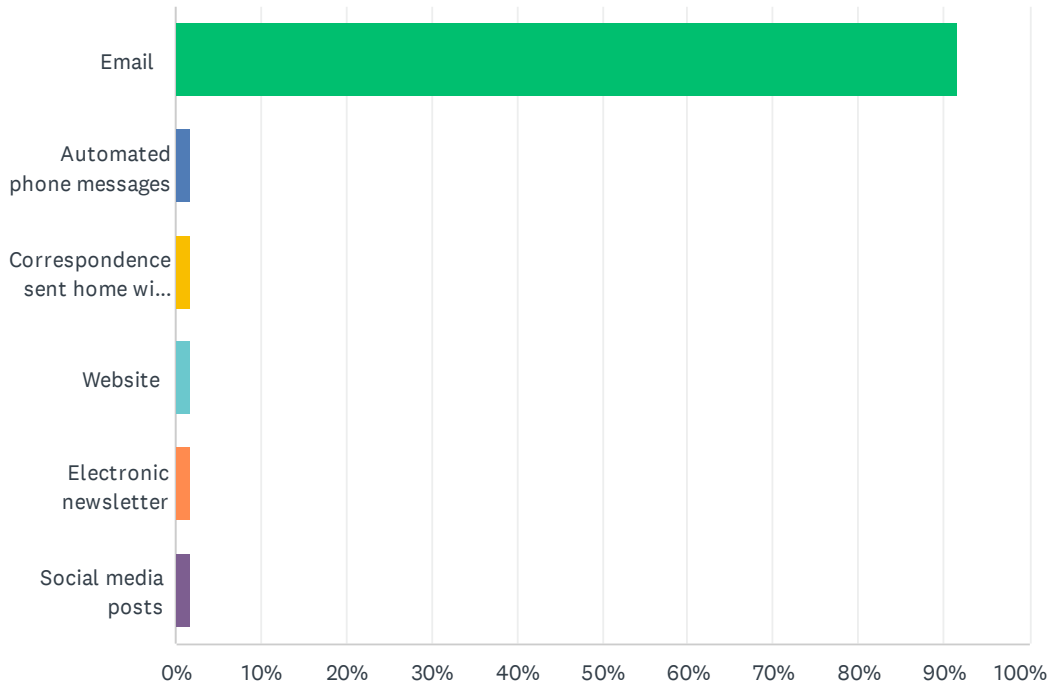
Answered: 60 Skipped: 7



ANSWER CHOICES	RESPONSES	
Email from school	91.67%	55
Email from teachers	90.00%	54
School council meetings	33.33%	20
School website	48.33%	29
School social media channels	41.67%	25
School newsletter	73.33%	44
Phone conversations with the school or teachers	33.33%	20
Correspondence sent home with my child	48.33%	29
Total Respondents: 60		

## Q28 What is your most preferred method of communication from the school and Division?

Answered: 60 Skipped: 7

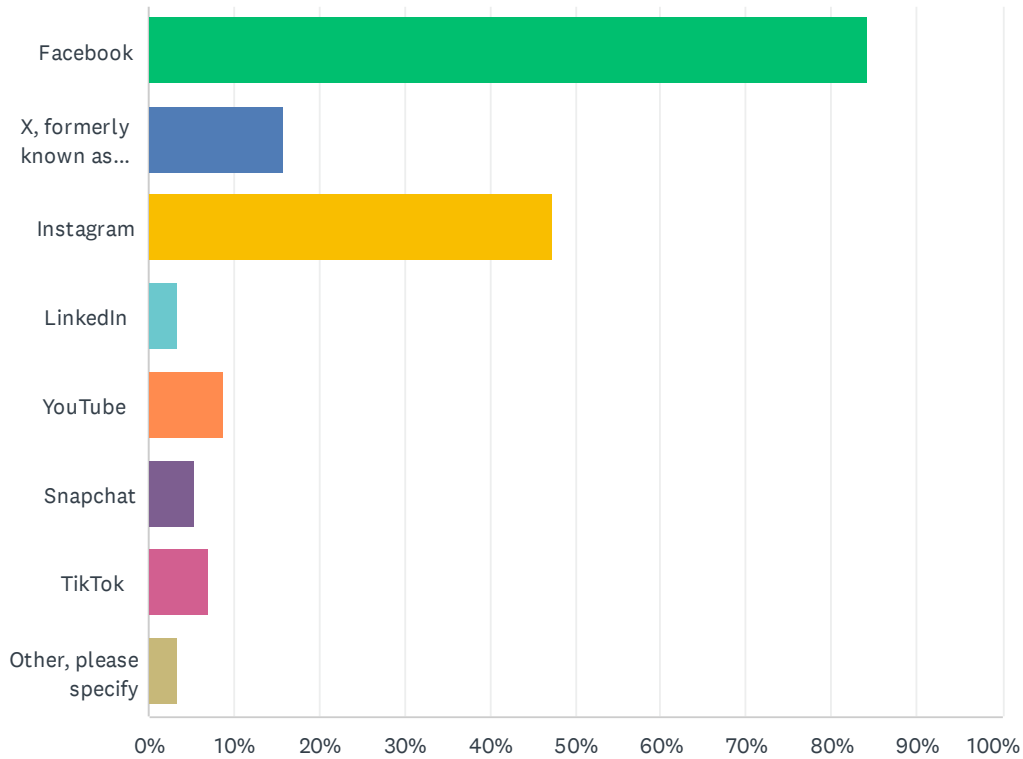


ANSWER CHOICES	RESPONSES	
Email	91.67%	55
Automated phone messages	1.67%	1
Correspondence sent home with my child	1.67%	1
Website	1.67%	1
Electronic newsletter	1.67%	1
Social media posts	1.67%	1
<b>TOTAL</b>		<b>60</b>



Q29 The Division and schools often share news and information on social media. Which of the following platforms do you use? Check all that apply.

Answered: 57 Skipped: 10



ANSWER CHOICES	RESPONSES	
Facebook	84.21%	48
X, formerly known as Twitter	15.79%	9
Instagram	47.37%	27
LinkedIn	3.51%	2
YouTube	8.77%	5
Snapchat	5.26%	3
TikTok	7.02%	4
Other, please specify	3.51%	2
Total Respondents: 57		